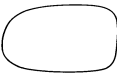




























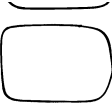
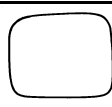
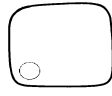






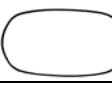
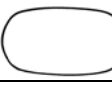
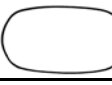




Counter	Make	Model	Years	SVR SKU	Shape	Style	Side	Size L & W	Dia.
1	ACURA								
2		2.2 CL/2.3 CL/3.0 CL							
3	New		97-99	SVR 2331		Flat	LH	6 5/8 X 4 1/8	6 7/8
4			97-99	SVR 2436		Convex	RH	6 5/8 X 4 1/8	6 13/16
5		2.5 TL							
6	New		95-98	SVR 2053		Flat	LH	6 3/16 X 3 15/16	6 15/16
7			95-98	SVR 2112		Convex	RH	6 13/16 X 4	7
8		3.2 CL							
9	New		01-03	SVR 2028		Flat	LH	6 7/8 X 4 1/8	7
10			01-03	SVR 2030		Convex	RH	6 15/16 X 4 3/16	7
11		3.2 TL							
12	New		96-98	SVR 2053		Flat	LH	6 3/16 X 3 15/16	6 15/16
13			96-98	SVR 2112		Convex	RH	6 13/16 X 4	7
14			99-03	SVR 2031		Flat	LH	6 7/8 X 4 1/8	7
15			99-03	SVR 2037		Convex	RH	6 15/16 X 4 1/16	7
16		3.5 RL							
17	New		96-04	SVR 2055		Flat	LH	7 X 4 1/16	7 1/4
18	New		96-04	SVR 2116		Convex	RH	7 X 4 1/8	7 5/16
19		Integra							
20			86-89	SVR 2478		Flat	LH	6 X 3 7/8	6 5/8

21			86-89	SVR 2479		Convex	RH	6 1/8 X 3 7/8	6 5/8
22			90-93	SVR 2261		Flat	LH	6 3/8 X 3 9/16	6 1/2
23			90-93	SVR 2262		Convex	RH	6 3/8 X 3 9/16	6 1/2
24			90-93	SVR 2486		Flat	LH	6 3/16 X 3 3/4	6 7/16
25			90-93	SVR 2487		Convex	RH	6 1/4 X 3 7/8	6 7/16
26			94-01	SVR 2033		Flat	LH	6 13/16 X 3 15/16	7 1/16
27			94-01	SVR 2068		Convex	RH	6 13/16 X 4	7 1/16
28			<i>Legend Coupe</i>						
29	New		87-90	SVR 2267		Flat	LH	6 1/2 X 3 3/4	6 7/8
30	New		87-90	SVR 2268		Convex	RH	6 1/2 X 3 3/4	6 7/8
31	New		91-95	SVR 2263		Flat	LH	7 1/16 X 4	7 1/4
32		ACURA (cont)	<i>Legend Coupe</i>						
33			<i>Legend Sedan</i>						
34	New		91-95	SVR 2264		Convex	RH	7 1/16 X 4	7 1/4
35			<i>Legend Sedan</i>						
36	New		86-90	SVR 2480		Flat	LH	6 1/16 X 3 11/16	6 1/2
37	New		86-90	SVR 2481		Convex	RH	6 1/8 X 3 5/8	6 1/2
38	New		91-95	SVR 2265		Flat	LH	6 3/4 X 3 9/16	6 7/8
39	New		91-95	SVR 2266		Convex	RH	6 3/4 X 3 9/16	6 7/8
40			<i>MDX</i>						
41	New		01-04	SVR 2064		Flat	LH	6 15/16 X 4 15/16	7 7/16

42	New		01-04	SVR 2099		Convex	RH	6 15/16 X 4 15/16	7 7/16	
43		SLX								
44	New		96-99	SVR 2042		Flat	LH	6 1/2 X 5 9/16	7 9/16	
45	New	Coming Soon!	96-99	SVR 2042 S		Flat (Spot)	LH	6 1/2 X 5 9/16	7 9/16	
46	New		96-99	SVR 2095		Convex	RH	6 5/8 X 5 5/8	7 1/2	
47	New	Coming Soon!	96-99	SVR 2095 S		Convex (Spot)	RH	6 5/8 X 5 5/8	7 1/2	
48		Vigor								
49			92-94	SVR 2033		Flat	LH	6 13/16 X 3 15/16	7 1/16	
50			92-94	SVR 2068		Convex	RH	6 13/16 X 4	7 1/16	
51	A M GENERAL									
52										
53		Hummer								
54			97-02	SVR 1253		Flat	LH	9 X 5 7/8	9 3/4	
55			97-02	SVR 1254		Convex	RH	9 X 5 7/8	9 3/4	
56	AMERICAN MOTORS									
57										
58		AMX/Concord/Spirit								
59			78-83	SVR 1313		Flat	L&R	4 3/4 X 2 3/4	4 1/2	
60		Gremlin								
61			70-78	SVR 1313		Flat	L&R	4 3/4 X 2 3/4	4 1/2	
62		Hornet								
63			70-78	SVR 1313		Flat	L&R	4 3/4 X 2 3/4	4 1/2	
64		Matador								



65
66
67
68
69
70
71
72
73
74
75
76
77
78
79
80
81
82
83
84
85
86
87
88
89
90

AMERICAN MOTORS (cont)
Pacer



74-78	SVR 1313		Flat	L&R	4 3/4 X 2 3/4	4 1/2
75-80	SVR 1313		Flat	L&R	4 3/4 X 2 3/4	4 1/2

AUDI



100/S4/Quattro

92-94	SVR 2335		Flat	LH	7 5/8 X 4 1/8	7 1/4
92-94	SVR 2336		Convex	RH	7 5/8 X 4 1/8	7 1/4



5000 - All

84-88	SVR 2233		Flat	LH	7 1/16 X 3 15/16	7 1/4
84-88	SVR 2234		Convex	RH	7 1/16 X 3 15/16	7 1/4



A4

96-01	SVR 2002		Flat	LH	6 11/16 X 3 13/16	7 3/8
96-01	SVR 2036		Convex	RH	4 7/8 X 3 7/8	5 13/16



A6/S6/Quattro

95-97	SVR 2002		Flat	LH	6 11/16 X 3 13/16	7 3/8
95-97	SVR 2036		Convex	RH	4 7/8 X 3 7/8	5 13/16


A6/Sedan/Wagon

98-02	SVR 2002		Flat	LH	6 11/16 X 3 13/16	7 3/8
98-02	SVR 2036		Convex	RH	4 7/8 X 3 7/8	5 13/16







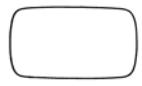





A8

97-03	SVR 2002		Flat	LH	6 11/16 X 3 13/16	7 3/8
97-03	SVR 2036		Convex	RH	4 7/8 X 3 7/8	5 13/16

Cabriolet

94-98	SVR 2337		Flat	LH	6 13/16 X 4 1/8	7 1/4
-------	----------	---	------	----	-----------------	-------

91	<i>Quattro/80/90/Coupe</i>	94-98	SVR 2338		Convex	RH	6 13/16 X 4 1/8	7 1/4	
92		88-92	SVR 2337		Flat	LH	6 13/16 X 4 1/8	7 1/4	
93		88-92	SVR 2338		Convex	RH	6 13/16 X 4 1/8	7 1/4	
94	<i>Quattro/90</i>	93-95	SVR 2337		Flat	LH	6 13/16 X 4 1/8	7 1/4	
95		93-95	SVR 2338		Convex	RH	6 13/16 X 4 1/8	7 1/4	
96		93-95	SVR 2338		Convex	RH	6 13/16 X 4 1/8	7 1/4	
97	<i>Quattro/4000/5000/Coupe</i>	80-87	SVR 2341		Flat	LH	6 9/16 X 3 13/16	7 3/16	
98		80-87	SVR 2342		Convex	RH	6 9/16 X 3 13/16	7 3/16	
99		80-87	SVR 2342		Convex	RH	6 9/16 X 3 13/16	7 3/16	
100	<i>AUDI (cont)</i>			<i>S4</i>					
101		00-02	SVR 2002		Flat	LH	6 11/16 X 3 13/16	7 3/8	
102		00-02	SVR 2036		Convex	RH	4 7/8 X 3 7/8	5 13/16	
103				<i>S8</i>					
104		01-03	SVR 2002		Flat	LH	6 11/16 X 3 13/16	7 3/8	
105		01-03	SVR 2036		Convex	RH	4 7/8 X 3 7/8	5 13/16	
106				<i>TT Coupe</i>					
107		00-	SVR 2038		Flat	LH	6 1/2 X 3 1/2	6 1/2	
108		00-	SVR 2035		Convex	RH	6 9/16 X 3 9/16	6 1/2	
109				<i>TT Roadster</i>					
110		00-	SVR 2038		Flat	LH	6 1/2 X 3 1/2	6 1/2	
111		00-	SVR 2035		Convex	RH	6 9/16 X 3 9/16	6 1/2	
112			<i>V8 Quattro Sedan</i>						
113	00-	SVR 2038		Flat	LH	6 1/2 X 3 1/2	6 1/2		
114	00-	SVR 2035		Convex	RH	6 9/16 X 3 9/16	6 1/2		

115		90-94	SVR 2233		Flat	LH	7 1/16 X 3 15/16	7 1/4
116		90-94	SVR 2234		Convex	RH	7 1/16 X 3 15/16	7 1/4
117								
118	BMW							
119								
120								
121		92-99	SVR 2346		Flat	LH	6 1/8 X 3 5/8	6 3/8
122								
123								
124		84-91	SVR 2347		Flat	LH	6 1/8 X 3 5/8	6 3/8
125		84-91	SVR 2348		Convex	RH	6 1/8 X 3 5/8	6 3/8
126								
127								
128		01-04	SVR 2346		Flat	LH	6 1/8 X 3 5/8	6 3/8
129								
130								
131								
132		94-99	SVR 2346		Flat	LH	6 1/8 X 3 5/8	6 3/8
133		94-99	SVR 2441		Convex	RH	6 1/8 X 3 5/8	6 3/8
134								
135		87-93	SVR 2347		Flat	LH	6 1/8 X 3 5/8	6 3/8
136		87-93	SVR 2348		Convex	RH	6 1/8 X 3 5/8	6 3/8
137								
138		99-00	SVR 2346		Flat	LH	6 1/8 X 3 5/8	6 3/8
142	BMW (cont)							
139								
140		92-98	SVR 2346		Flat	LH	6 1/8 X 3 5/8	6 3/8

165
166
167
168
169
170
171
172
173
174
175
176
179
180
181
182
183
184
185
186
187
188
189







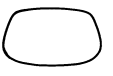


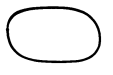


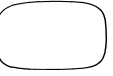


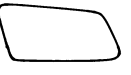
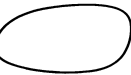

Z3 Coupe

Z3 Roadster

BUICK

Century

N/A

91-93	SVR 2346		Flat	LH	6 1/8 X 3 5/8	6 3/8
99-02	SVR 2132		Flat	LH	6 1/2 X 4 1/16	6 5/8
99-02	SVR 2133		Convex	RH	6 1/2 X 4 1/16	6 5/8
96-02	SVR 2132		Flat	LH	6 1/2 X 4 1/16	6 5/8
96-02	SVR 2133		Convex	RH	6 1/2 X 4 1/16	6 5/8
73-83	SVR 1186		Flat	L&R	5 5/8 X 3 9/16	5 11/16
73-83	SVR 1255		Convex	RH	5 5/8 X 3 9/16	5 11/16
73-83	SVR 1187		Flat	LH	5 5/16 X 3 1/8	5 3/8
73-83	SVR 1407		Flat	RH	5 1/4 X 3 1/8	5 3/8
73-83	SVR 1086		Convex	RH	5 3/8 X 3 1/8	5 3/8
73-83	SVR 1231		Convex	RH	5 1/4 X 3	5 1/4
73-83	SVR 1403		Flat	L&R	5 1/8 X 3 7/16	5 1/4
73-83	SVR 1404		Convex	RH	5 1/16 X 3 7/16	5 1/4
82-96	SVR 1051		Flat	LH	6 5/16 X 3 1/16	7 9/16
82-96	SVR 1417		Flat	RH	6 1/2 X 3 1/2	7 11/16
82-96	SVR 1102		Convex	RH	6 3/8 X 3 1/8	7 11/16
97-05	SVR 1075		Flat	LH	8 X 4 1/4	8 1/4
97-05	SVR 1089		Convex	RH	8 5/8 X 4 1/4	8 5/8

190

Electra

191

192

193

194

195

196

N/A

197

198

199

200

201

202

Le Sabre

203

204

205

206

209

BUICK (cont)

210



















Le Sabre

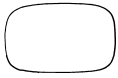


















207

208

N/A

211

71-90	SVR 1186		Flat	L&R	5 5/8 X 3 9/16	5 11/16
71-90	SVR 1255		Convex	RH	5 5/8 X 3 9/16	5 11/16
71-90	SVR 1187		Flat	LH	5 5/16 X 3 1/8	5 3/8
71-90	SVR 1407		Flat	RH	5 1/4 X 3 1/8	5 3/8
71-90	SVR 1086		Convex	RH	5 3/8 X 3 1/8	5 3/8
71-90	SVR 1231		Convex	RH	5 1/4 X 3	5 1/4
71-90	SVR 1403		Flat	L&R	5 1/8 X 3 7/16	5 1/4
71-90	SVR 1404		Convex	RH	5 1/16 X 3 7/16	5 1/4
85-90	SVR 1054		Flat	LH	6 7/16 X 3 5/8	7
85-90	SVR 1418		Flat	RH	6 1/4 X 3 1/8	7 3/8
85-90	SVR 1108		Convex	RH	6 3/16 X 3 1/8	7 5/16
71-90	SVR 1186		Flat	L&R	5 5/8 X 3 9/16	5 11/16
71-90	SVR 1255		Convex	RH	5 5/8 X 3 9/16	5 11/16
71-90	SVR 1187		Flat	LH	5 5/16 X 3 1/8	5 3/8
71-90	SVR 1407		Flat	RH	5 1/4 X 3 1/8	5 3/8
71-90	SVR 1086		Convex	RH	5 3/8 X 3 1/8	5 3/8
71-90	SVR 1231		Convex	RH	5 1/4 X 3	5 1/4
71-90	SVR 1403		Flat	L&R	5 1/8 X 3 7/16	5 1/4

212	N/A	71-90	SVR 1404		Convex	RH	5 1/16 X 3 7/16	5 1/4
213		86-91 (FWD)	SVR 1054		Flat	LH	6 7/16 X 3 5/8	7
214		86-91 (FWD)	SVR 1418		Flat	RH	6 1/4 X 3 1/8	7 3/8
215		86-91 (FWD)	SVR 1108		Convex	RH	6 3/16 X 3 1/8	7 5/16
216		92-99	SVR 1055		Flat	LH	5 15/16 X 3 5/16	6 1/8
217	New	92-99 (Electro Fit Over)	SVR 1229		Flat	LH	5 1/2 X 3	5 3/4
218		92-99	SVR 1053		Convex	RH	6 1/4 X 3 5/16	6 3/8
219		00-04	SVR 1013		Flat	LH	8 X 3 7/8	8 7/16
220		00-04	SVR 1026		Convex	RH	8 X 3 7/8	8 7/16
221		<i>Park Ave</i>						
222		85-90	SVR 1054		Flat	LH	6 7/16 X 3 5/8	7
223		85-90	SVR 1418		Flat	RH	6 1/4 X 3 1/8	7 3/8
224		85-90	SVR 1108		Convex	RH	6 3/16 X 3 1/8	7 5/16
225		91-96	SVR 1055		Flat	LH	5 15/16 X 3 5/16	6 1/8
226	New	91-96 (Electro Fit Over)	SVR 1229		Flat	LH	5 1/2 X 3	5 3/4
227		91-96	SVR 1053		Convex	RH	6 1/4 X 3 5/16	6 3/8
228		97 (Electro Fit Over)	SVR 1362		Flat	LH	7 7/16 X 4 9/16	8
229		97	SVR 1375		Convex	RH	7 3/4 X 5	8 1/4
230		98-05 (Electro Fit Over)	SVR 1123		Flat	LH	7 3/8 X 4 1/4	8
231		98-05	SVR 1256		Flat	LH	7 1/2 X 4 1/4	8 1/8

232
233
234
235
236
237
238
243
244
239
240
241
242
245
246
247
248
249
250
251
252
253

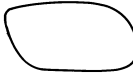








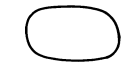

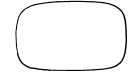





BUICK (cont)

Ranier

Regal

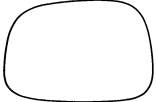



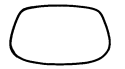












Regal

Rendezvous

98-05	SVR 1134		Convex	RH	7 3/8 X 4 1/4	8 1/8
04-	SVR 1295		Flat	LH	8 3/8 X 4 3/8	8 3/4
04- (Electro Fit Over)	SVR 1294		Flat	LH	8 1/2 X 4 1/8	8 1/2
04-	SVR 1296		Convex	RH	8 3/8 X 4 3/8	8 3/4
73-87	SVR 1186		Flat	L&R	5 5/8 X 3 9/16	5 11/16
73-87	SVR 1255		Convex	RH	5 5/8 X 3 9/16	5 11/16
73-87	SVR 1187		Flat	LH	5 5/16 X 3 1/8	5 3/8
73-87	SVR 1407		Flat	RH	5 1/4 X 3 1/8	5 3/8
73-87	SVR 1086		Convex	RH	5 3/8 X 3 1/8	5 3/8
73-87	SVR 1231		Convex	RH	5 1/4 X 3	5 1/4
73-87	SVR 1403		Flat	L&R	5 1/8 X 3 7/16	5 1/4
73-87	SVR 1404		Convex	RH	5 1/16 X 3 7/16	5 1/4
88-96	SVR 1062		Flat	LH	6 1/4 X 3 13/16	7 1/2
88-96	SVR 1146		Convex	RH	6 5/8 X 3 5/8	7 1/2
88-96	SVR 1121		Convex	RH	6 7/16 X 3 11/16	7 5/8
97-04	SVR 1075		Flat	LH	8 X 4 1/4	8 1/4
97-04	SVR 1089		Convex	RH	8 5/8 X 4 1/4	8 5/8

N/A

N/A

254			02-05	SVR 1292		Flat	LH	8 11/16 X 6 1/2	9 3/16
255			02-05	SVR 1293		Convex	RH	9 X 6 9/16	9 5/16
256			<i>Riviera</i>						
257			73-78	SVR 1403		Flat	L&R	5 1/8 X 3 7/16	5 1/4
258	N/A		73-78	SVR 1404		Convex	RH	5 1/16 X 3 7/16	5 1/4
259			73-85	SVR 1186		Flat	L&R	5 5/8 X 3 9/16	5 11/16
260			73-85	SVR 1255		Convex	RH	5 5/8 X 3 9/16	5 11/16
261			73-85	SVR 1187		Flat	LH	5 5/16 X 3 1/8	5 3/8
262			73-85	SVR 1407		Flat	RH	5 1/4 X 3 1/8	5 3/8
263			73-85	SVR 1086		Convex	RH	5 3/8 X 3 1/8	5 3/8
264	N/A		73-78	SVR 1231		Convex	RH	5 1/4 X 3	5 1/4
265			79-85	SVR 1339		Flat	LH	6 1/8 X 3 1/4	6 3/4
266			86-93	SVR 1341		Flat	LH	6 3/8 X 3 9/16	6 7/8
267			86-93	SVR 1370		Convex	RH	6 9/16 X 3 3/4	7 1/4
268	New		95-99	SVR 1170		Flat	LH	7 5/16 X 3 5/8	7 5/16
269	New		95-99 (Electro Fit Over)	SVR 1228		Flat	LH	7 1/16 X 3 3/8	7 1/16
273		BUICK (cont)	<i>Riviera</i>						
274			<i>Riviera</i>						
270	New		95-99	SVR 1245		Convex	RH	7 1/2 X 3 5/8	7 1/2
271		Roadmaster	<i>Roadmaster</i>						
272			91-94	SVR 1429		Flat	LH	5 1/4 X 3 1/4	5 11/16

275

91-94

SVR 1430



Convex

RH 5 5/8 X 3 5/16

6

276

95-96

SVR 1318



Flat

LH 7 5/16 X 4 5/16

8 1/8

277

95-96

SVR 1379



Convex

RH 7 13/16 X 4 1/4

8 1/4

278

Skyhawk

279

75-80

SVR 1308



Flat

L&R 5 3/8 X 2 7/8

5 5/16

280

75-80

SVR 1309



Convex

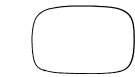
RH 5 3/8 X 2 7/8

5 5/16

281

75-80

SVR 1403



Flat

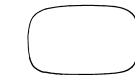
L&R 5 1/8 X 3 7/16

5 1/4

282

75-80

SVR 1404



Convex

RH 5 1/16 X 3 7/16

5 1/4

283

82-89

SVR 1050



Flat

LH 5 5/8 X 3 1/16

6 11/16

284

82-89

SVR 1335



Flat

RH 5 5/8 X 3 3/16

6 9/16

285

82-89

SVR 1101



Convex

RH 5 5/8 X 3 3/16

6 9/16

286

Skylark

287

75-79

SVR 1186



Flat

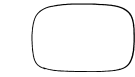
L&R 5 5/8 X 3 9/16

5 11/16

288

75-85

SVR 1403



Flat

L&R 5 1/8 X 3 7/16

5 1/4

289

75-85

SVR 1404



Convex

RH 5 1/16 X 3 7/16

5 1/4

290

80-85

SVR 1051



Flat

LH 6 5/16 X 3 1/16

7 9/16

291

80-85

SVR 1417



Flat

RH 6 1/2 X 3 1/2

7 11/16

292

80-85

SVR 1102



Convex

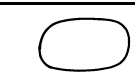
RH 6 3/8 X 3 1/8

7 11/16

293

80-85

SVR 1187



Flat


LH 5 5/16 X 3 1/8

5 3/8

294

80-85

SVR 1407



Flat


RH 5 1/4 X 3 1/8

5 3/8

295

80-85

SVR 1086









Convex

RH 5 3/8 X 3 1/8



5 3/8

296
297
298
299
300
301
273
302
303
304
305
306
307
308
309
310
311
312
313
314
315
316
317
318





BUICK (cont)
Somerset / Skylark

86-91	SVR 1059		Flat	LH	6 1/16 X 3 1/2	7 3/16
86-91	SVR 1106		Convex	RH	5 7/8 X 3 1/2	6 7/8
92-98	SVR 1082		Flat	LH	6 1/16 X 3 7/8	6 7/8
92-98	SVR 1143		Convex	RH	6 1/8 X 3 13/16	6 7/8
92-98	SVR 1087		Flat	LH	6 3/16 X 3 7/8	7
92-98	SVR 1058		Convex	RH	6 1/4 X 3 15/16	7






CADILLAC
Catera


















85-91	SVR 1059		Flat	LH	6 1/16 X 3 1/2	7 3/16
85-91	SVR 1106		Convex	RH	5 7/8 X 3 1/2	6 7/8


















Cimarron






97-99	SVR 1107		Flat	LH	6 1/2 X 4 1/8	7 1/4
97-99	SVR 1096		Convex	RH	6 1/2 X 4 1/8	7 5/16
00-01	SVR 1257		Flat	LH	6 9/16 X 4	7 13/16
00-01	SVR 1258		Convex	RH	6 9/16 X 4	7 13/16

Deville




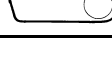










82-88	SVR 1050		Flat	LH	5 5/8 X 3 1/16	6 11/16
82-88	SVR 1335		Flat	RH	5 5/8 X 3 3/16	6 9/16
82-88	SVR 1101		Convex	RH	5 5/8 X 3 3/16	6 9/16
70-92	SVR 1408		Flat	L&R	5 X 3 5/8	5 5/8
70-92	SVR 1409		Convex	RH	5 X 3 5/8	5 5/8


















319			00-04	SVR 1259		Flat	LH	7 13/16 X 3 3/4	7 13/16
320			00-04	SVR 1260		Convex	RH	7 13/16 X 3 3/4	7 13/16
321		<i>Deville/Fleetwood</i>							
322			85-93	SVR 1060		Flat	LH	6 X 3 9/16	7 3/16
323			85-93	SVR 1018		Convex	RH	6 X 3 3/4	7 1/8
324			85-93	SVR 1370		Convex	RH	6 9/16 X 3 3/4	7 1/4
325			93	SVR 1350		Flat	LH	6 3/8 X 3 5/8	7 1/16
326			93	SVR 1377		Convex	RH	6 5/16 X 3 7/8	7 1/4
327	New		94-99	SVR 1145		Flat	LH	5 13/16 X 3 5/16	6 1/2
328	N/A		94-99	SVR 1233		Convex	RH	5 15/16 X 3 15/16	6 5/8
329	New		94-99 (Electro Fit Over)	SVR 1230		Flat	LH	5 7/16 X 3 3/16	6 3/8
330	N/A		94-99 (Electro Fit Over)	SVR 1252		Convex	RH	5 3/4 X 3 5/8	6 7/16
331		<i>Eldorado</i>							
332	New		71-85	SVR 1408		Flat	L&R	5 X 3 5/8	5 5/8
333	N/A		71-85	SVR 1409		Convex	RH	5 X 3 5/8	5 5/8
334			86-91	SVR 1370		Convex	RH	6 9/16 X 3 3/4	7 1/4
341		<i>CADILLAC (cont)</i>							
342		<i>Eldorado</i>							
335	New		92-02	SVR 1145		Flat	LH	5 13/16 X 3 5/16	6 1/2
336	N/A		92-02	SVR 1233		Convex	RH	5 15/16 X 3 15/16	6 5/8
337	New		92-02 (Electro Fit Over)	SVR 1230		Flat	LH	5 7/16 X 3 3/16	6 3/8



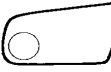










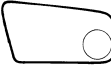





338	N/A	Escalade	92-02 (Electro Fit Over)	SVR 1252		Convex	RH	5 3/4 X 3 5/8	6 7/16
339									
340	Coming Soon!		99-00 (Electro Fit Over)	SVR 1114		Flat	LH	8 1/4 X 4 3/4	9 3/4
343			99-00 (Electro Fit Over)	SVR 1114 S		Flat (Spot)	LH	8 1/4 X 4 3/4	9 3/4
344			99-00 (Electro Fit Over)	SVR 1042		Convex	RH	8 1/2 X 4 7/8	9 7/8
345			99-00 (Electro Fit Over)	SVR 1042 S		Convex (Spot)	RH	8 1/2 X 4 7/8	9 7/8
346	Coming Soon!		02- (Electro Fit Over)	SVR 1261		Flat	LH	9 5/16 X 6	10 1/8
347			02-	SVR 1033 H		Convex (Heated)	RH	9 3/4 X 6 1/4	10 1/2
348			02-	SVR 1033 SH		Convex (Spot / Heated)	RH	9 3/4 X 6 1/4	10 1/2
349	Fleetwood Brougham								
350			93-94	SVR 1429		Flat	LH	5 1/4 X 3 1/4	5 11/16
351			93-94	SVR 1430		Convex	RH	5 5/8 X 3 5/16	6
352			95-96	SVR 1318		Flat	LH	7 5/16 X 4 5/16	8 1/8
353			95-96	SVR 1379		Convex	RH	7 13/16 X 4 1/4	8 1/4
354	Seville								
355			75-85	SVR 1408		Flat	L&R	5 X 3 5/8	5 5/8
356			75-85	SVR 1409		Convex	RH	5 X 3 5/8	5 5/8
357			86-91	SVR 1060		Flat	LH	6 X 3 9/16	7 3/16
358			86-91	SVR 1018		Convex	RH	6 X 3 3/4	7 1/8
359			New	92-97	SVR 1145		Flat	LH	5 13/16 X 3 5/16

360	N/A	92-97	SVR 1233		Convex	RH	5 15/16 X 3 15/16	6 5/8
361	New	92-97 (Electro Fit Over)	SVR 1230		Flat	LH	5 7/16 X 3 3/16	6 3/8
362	N/A	92-97 (Electro Fit Over)	SVR 1252		Convex	RH	5 3/4 X 3 5/8	6 7/16
363	New	98-04 (Electro Fit Over)	SVR 1259		Flat	LH	7 13/16 X 3 3/4	7 13/16
364	N/A	98-04	SVR 1260		Convex	RH	7 13/16 X 3 3/4	7 13/16

CHEVROLET

366			<i>Beretta</i>						
367			<i>Coming Soon!</i>						
368		87-96	SVR 1065		Flat	LH	6 9/16 X 3 3/8	7 7/16	
369		87-96	SVR 1065 S		Flat (Spot)	LH	6 9/16 X 3 3/8	7 7/16	
370		87-96	SVR 1113		Convex	RH	6 7/8 X 3 3/8	7 9/16	
371		87-96	SVR 1113 S		Convex (Spot)	RH	6 7/8 X 3 3/8	7 9/16	
372			<i>Camaro</i>						
373		70-77	SVR 1403		Flat	L&R	5 1/8 X 3 7/16	5 1/4	
374		70-77	SVR 1404		Convex	RH	5 1/16 X 3 7/16	5 1/4	
375		70-81	SVR 1187		Flat	LH	5 5/16 X 3 1/8	5 3/8	
376		70-81	SVR 1407		Flat	RH	5 1/4 X 3 1/8	5 3/8	
377		70-81	SVR 1086		Convex	RH	5 3/8 X 3 1/8	5 3/8	
378		70-81	SVR 1308		Flat	L&R	5 3/8 X 2 7/8	5 5/16	
379		70-81	SVR 1309		Convex	RH	5 3/8 X 2 7/8	5 5/16	
382		82-92	SVR 1048		Flat	LH	5 3/4 X 3 1/8	7 3/16	
383		82-92	SVR 1100		Convex	RH	6 3/16 X 3 1/16	7 1/2	
384		82-92	SVR 1079		Flat	LH	6 1/2 X 3 3/16	7 1/16	

385		82-92	SVR 1130		Convex	RH	5 13/16 X 3 1/4	7 3/8
386		93-02	SVR 1099		Flat	LH	6 1/4 X 3 5/8	7 1/8
387		93-02	SVR 1090		Convex	RH	6 3/4 X 3 3/4	7 9/16
388	<i>Caprice</i>							
389		91-94	SVR 1429		Flat	LH	5 1/4 X 3 1/4	5 11/16
390		91-94	SVR 1430		Convex	RH	5 5/8 X 3 5/16	6
391		95-96	SVR 1318		Flat	LH	7 5/16 X 4 5/16	8 1/8
392		95-96	SVR 1379		Convex	RH	7 13/16 X 4 1/4	8 1/4
393	<i>Caprice/Impala</i>							
394		71-90	SVR 1403		Flat	L&R	5 1/8 X 3 7/16	5 1/4
395		71-90	SVR 1404		Convex	RH	5 1/16 X 3 7/16	5 1/4
396		77-90	SVR 1186		Flat	L&R	5 5/8 X 3 9/16	5 11/16
397		77-90	SVR 1255		Convex	RH	5 5/8 X 3 9/16	5 11/16
398		77-90	SVR 1187		Flat	LH	5 5/16 X 3 1/8	5 3/8
399		77-90	SVR 1407		Flat	RH	5 1/4 X 3 1/8	5 3/8
417	<i>CHEVROLET (cont)</i>							
418	<i>Caprice/Impala</i>							
400		77-90	SVR 1086		Convex	RH	5 3/8 X 3 1/8	5 3/8
401		77-90	SVR 1369		Convex	RH	7 X 3 3/8	7 7/16
402	<i>Cavalier</i>							
403		82-94	SVR 1050		Flat	LH	5 5/8 X 3 1/16	6 11/16
404		82-94	SVR 1335		Flat	RH	5 5/8 X 3 3/16	6 9/16

405		82-94	SVR 1101		Convex	RH	5 5/8 X 3 3/16	6 9/16	
406		82-94	SVR 1065		Flat	LH	6 9/16 X 3 3/8	7 7/16	
407	Coming Soon!	82-94	SVR 1065 S		Flat (Spot)	LH	6 9/16 X 3 3/8	7 7/16	
408		82-94	SVR 1113		Convex	RH	6 7/8 X 3 3/8	7 9/16	
409	Coming Soon!	82-94	SVR 1113 S		Convex (Spot)	RH	6 7/8 X 3 3/8	7 9/16	
410		95-	SVR 1092		Flat	LH	6 3/4 X 3 7/8	7 5/16	
411		95-	SVR 1094		Convex	RH	6 3/4 X 3 13/16	7 1/4	
412	<i>Cavalier Z-24</i>								
413		82-94	SVR 1050		Flat	LH	5 5/8 X 3 1/16	6 11/16	
414		82-94	SVR 1335		Flat	RH	5 5/8 X 3 3/16	6 9/16	
415		82-94	SVR 1101		Convex	RH	5 5/8 X 3 3/16	6 9/16	
416		82-94	SVR 1065		Flat	LH	6 9/16 X 3 3/8	7 7/16	
419	Coming Soon!	82-94	SVR 1065 S		Flat (Spot)	LH	6 9/16 X 3 3/8	7 7/16	
420		82-94	SVR 1113		Convex	RH	6 7/8 X 3 3/8	7 9/16	
421	Coming Soon!	82-94	SVR 1113 S		Convex (Spot)	RH	6 7/8 X 3 3/8	7 9/16	
422	<i>Celebrity-Eurosport Wagon</i>								
423		82-90	SVR 1051		Flat	LH	6 5/16 X 3 1/16	7 9/16	
424		82-90	SVR 1417		Flat	RH	6 1/2 X 3 1/2	7 11/16	
425		82-90	SVR 1102		Convex	RH	6 3/8 X 3 1/8	7 11/16	
426	<i>Chevellé</i>								
427		73-77	SVR 1187		Flat	LH	5 5/16 X 3 1/8	5 3/8	
428		73-77	SVR 1407		Flat	RH	5 1/4 X 3 1/8	5 3/8	

429

73-77

SVR 1308



Flat

L&R 5 3/8 X 2 7/8

5 5/16

430

73-77

SVR 1403



Flat

L&R 5 1/8 X 3 7/16

5 1/4

431

73-77

SVR 1404



Convex

RH 5 1/16 X 3 7/16

5 1/4

465

CHEVROLET (cont)

432

Chevette

433

76-87

SVR 1308



Flat

L&R 5 3/8 X 2 7/8

5 5/16

434

76-87

SVR 1309



Convex

RH 5 3/8 X 2 7/8

5 5/16

435

76-87

SVR 1314



Flat

L&R 4 1/2 X 3

4 1/2

436

76-87

SVR 1315



Convex

RH 4 1/2 X 3

4 1/2

437

Citation

438

85-90

SVR 1187



Flat


LH 5 5/16 X 3 1/8

5 3/8

439

85-90

SVR 1407



Flat


RH 5 1/4 X 3 1/8

5 3/8

440

85-90

SVR 1086



Convex

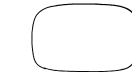
RH 5 3/8 X 3 1/8

5 3/8

441

85-90

SVR 1403



Flat

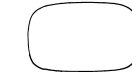
L&R 5 1/8 X 3 7/16

5 1/4

442

85-90

SVR 1404



Convex

RH 5 1/16 X 3 7/16

5 1/4

443

85-90

SVR 1051



Flat

LH 6 5/16 X 3 1/16

7 9/16

444

85-90

SVR 1417



Flat

RH 6 1/2 X 3 1/2

7 11/16

445

85-90

SVR 1102



Convex

RH 6 3/8 X 3 1/8

7 11/16

446

Classic

447

04-

SVR 1072



Flat

LH 6 7/8 X 4

7 9/16

448

04-

SVR 1095



Convex

RH 6 15/16 X 4

7 9/16

449

Corsica

450

87-96



















SVR 1065















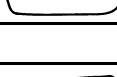

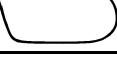



Flat

LH 6 9/16 X 3 3/8

7 7/16

451	Coming Soon!	87-96	SVR 1065 S		Flat (Spot)	LH	6 9/16 X 3 3/8	7 7/16	
452		87-96	SVR 1113		Convex	RH	6 7/8 X 3 3/8	7 9/16	
453	Coming Soon!	87-96	SVR 1113 S		Convex (Spot)	RH	6 7/8 X 3 3/8	7 9/16	
454	<i>Corvette</i>								
455		63-67	SVR 1402		Flat	L&R	4 1/4 X 4 1/4	4 1/4	
456		68-74	SVR 1403		Flat	L&R	5 1/8 X 3 7/16	5 1/4	
457		68-74	SVR 1404		Convex	RH	5 1/16 X 3 7/16	5 1/4	
458		68-82	SVR 1187		Flat	LH	5 5/16 X 3 1/8	5 3/8	
459		68-82	SVR 1407		Flat	RH	5 1/4 X 3 1/8	5 3/8	
460		68-82	SVR 1086		Convex	RH	5 3/8 X 3 1/8	5 3/8	
461		68-82	SVR 1308		Flat	L&R	5 3/8 X 2 7/8	5 5/16	
462		68-82	SVR 1309		Convex	RH	5 3/8 X 2 7/8	5 5/16	
463		84-96	SVR 1048		Flat	LH	5 3/4 X 3 1/8	7 3/16	
464		84-96	SVR 1100		Convex	RH	6 3/16 X 3 1/16	7 1/2	
465	<i>CHEVROLET (cont)</i>								
432	<i>Corvette</i>								
467		97-04	SVR 1124		Flat	LH	7 1/4 X 3 3/8	7	
468		97-04	SVR 1147		Convex	RH	7 1/4 X 3 3/8	7	
469	<i>Impala</i>								
470		00-	SVR 1120		Flat	LH	7 7/8 X 4 15/16	8 3/16	
471		00-	SVR 1135		Convex	RH	8 X 4 7/8	8 5/16	
472	<i>Impala SS</i>								
473		94-96	SVR 1318		Flat	LH	7 5/16 X 4 5/16	8 1/8	

474		94-96	SVR 1379		Convex	RH	7 13/16 X 4 1/4	8 1/4
475	<i>Lumina</i>							
476		90-94	SVR 1062		Flat	LH	6 1/4 X 3 13/16	7 1/2
477		90-94	SVR 1121		Convex	RH	6 7/16 X 3 11/16	7 5/8
478		90-94	SVR 1146		Convex	RH	6 5/8 X 3 5/8	7 1/2
479	New	95-99 (Manual)	SVR 1173		Flat	LH	5 15/16 X 3 5/8	6 11/16
480	New	95-99 (Manual)	SVR 1246		Convex	RH	6 9/16 X 3 9/16	7
481		95-01 (Power)	SVR 1069		Flat	LH	6 X 3 1/2	6 15/16
482	N/A	95-01 (Power)	SVR 1175		Convex	RH	6 1/8 X 3 7/16	6 15/16
483	<i>Malibu</i>							
484		78-83	SVR 1187		Flat	LH	5 5/16 X 3 1/8	5 3/8
485		78-83	SVR 1407		Flat	RH	5 1/4 X 3 1/8	5 3/8
486		78-83	SVR 1086		Convex	RH	5 3/8 X 3 1/8	5 3/8
487		78-83	SVR 1403		Flat	L&R	5 1/8 X 3 7/16	5 1/4
488		78-83	SVR 1404		Convex	RH	5 1/16 X 3 7/16	5 1/4
489		97-03	SVR 1072		Flat	LH	6 7/8 X 4	7 9/16
490		97-03	SVR 1095		Convex	RH	6 15/16 X 4	7 9/16
491	<i>Metro</i>							
492		98-01	SVR 1262		Flat	LH	6 3/16 X 3 1/2	6 3/8
493		98-01	SVR 1263		Convex	RH	6 9/16 X 3 5/8	7 1/4
494	<i>Monte Carlo</i>							
495		73-88	SVR 1187		Flat	LH	5 5/16 X 3 1/8	5 3/8

496

73-88

SVR 1407



Flat

RH 5 1/4 X 3 1/8

5 3/8

497

73-88

SVR 1086



Convex

RH 5 3/8 X 3 1/8

5 3/8

504

CHEVROLET (cont)

505

Monte Carlo

498

73-88

SVR 1403



Flat

L&R 5 1/8 X 3 7/16

5 1/4

499

73-88

SVR 1404



Convex

RH 5 1/16 X 3 7/16

5 1/4

500

78-88

SVR 1048



Flat

LH 5 3/4 X 3 1/8

7 3/16

501

78-88

SVR 1100



Convex

RH 6 3/16 X 3 1/16

7 1/2

502

New

95-99 (Manual)

SVR 1173



Flat

LH 5 15/16 X 3 5/8

6 11/16

503

New

95-99 (Manual)

SVR 1246



Convex

RH 6 9/16 X 3 9/16

7

506

95-99 (Power)

SVR 1069



Flat

LH 6 X 3 1/2

6 15/16

507

N/A

95-99 (Power)

SVR 1175



Convex

RH 6 1/8 X 3 7/16

6 15/16

508

N/A

00-

SVR 1157



Flat

LH 8 3/16 X 4 1/4

8 1/2

509

N/A

00-

SVR 1171



Convex

RH 8 1/2 X 4 3/8

8 5/8

510

Monza

511

75-80

SVR 1308



Flat

L&R 5 3/8 X 2 7/8

5 5/16

512

75-80

SVR 1309



Convex

RH 5 3/8 X 2 7/8

5 5/16

513

75-80

SVR 1314



Flat

L&R 4 1/2 X 3

4 1/2

514

75-80

SVR 1315



Convex

RH 4 1/2 X 3

4 1/2

515

75-80

SVR 1316



Flat

L&R 4 5/16 X 2 5/8

4 3/8

516

Nova

517

68-79

SVR 1402



Flat

L&R 4 1/4 X 4 1/4

4 1/4

518

68-79 SVR 1187  Flat LH 5 5/16 X 3 1/8 5 3/8

519

68-79 SVR 1407  Flat RH 5 1/4 X 3 1/8 5 3/8

520

68-79 SVR 1086  Convex RH 5 3/8 X 3 1/8 5 3/8

521

68-79 SVR 1403  Flat L&R 5 1/8 X 3 7/16 5 1/4

522

68-79 SVR 1404  Convex RH 5 1/16 X 3 7/16 5 1/4

523

85-88 SVR 2007  Flat LH 6 3/16 X 3 1/4 7 3/8

524

85-88 SVR 2025  Flat LH 6 X 3 5/8 7 1/8

525

85-88 SVR 1085  Convex RH 6 1/16 X 3 3/4 7

526

Prizm

527

98-02 SVR 2004  Flat LH 6 7/8 X 3 3/4 6 3/4

528

98-02 SVR 2017  Convex RH 7 X 3 3/4 6 7/8

529

Vega

530

71-77 SVR 1308  Flat L&R 5 3/8 X 2 7/8 5 5/16

504

CHEVROLET (cont)

505

Vega

531

71-77 SVR 1314  Flat L&R 4 1/2 X 3 4 1/2

532

533

CHEVY TRUCKS/VANS

534

APV Lumina

535

90-91 SVR 1065  Flat LH 6 9/16 X 3 3/8 7 7/16


536

Coming Soon!90-91 SVR 1065 S  Flat (Spot) LH 6 9/16 X 3 3/8 7 7/16

537


















90-91 SVR 1113  Convex RH 6 7/8 X 3 3/8 7 9/16

538

Coming Soon!90-91 SVR 1113 S  Convex (Spot) RH 6 7/8 X 3 3/8 7 9/16

539

New91-96 SVR 1149  Flat LH 6 13/16 X 4 9/16 7 11/16

540	New	Coming Soon!	91-96	SVR 1149 S		Flat (Spot)	LH	6 13/16 X 4 9/16	7 11/16
543			91-96	SVR 1066		Convex	RH	6 15/16 X 4 1/2	8 7/16
544		Coming Soon!	91-96	SVR 1066 S		Convex (Spot)	RH	6 15/16 X 4 1/2	8 7/16
545		<i>Astro -Mini Van</i>							
546			85	SVR 1003		Flat	LH	7 3/4 X 5 3/4	9 1/4
547	New	Coming Soon!	85	SVR 1003 S		Flat (Spot)	LH	7 3/4 X 5 3/4	9 1/4
548			85	SVR 1004		Flat	RH	7 11/16 X 5 5/8	9 1/4
549		Coming Soon!	85	SVR 1004 S		Flat (Spot)	RH	7 11/16 X 5 5/8	9 1/4
550			85	SVR 1103		Convex	RH	7 11/16 X 5 11/16	9 1/4
551		Coming Soon!	85	SVR 1103 S		Convex (Spot)	RH	7 11/16 X 5 11/16	9 1/4
552			86-87	SVR 1322		Flat	LH	7 1/16 X 4 3/4	8 3/8
553			86-87	SVR 1323		Flat	RH	6 15/16 X 4 3/4	8 3/8
554			86-87	SVR 1324		Convex	RH	6 15/16 X 4 3/4	8 3/8
555			86-87	SVR 1264		Flat	LH	8 5/16 X 5 7/8	9 15/16
556			86-87	SVR 1122		Convex	RH	8 3/16 X 5 11/16	9 7/8
557			88-89	SVR 1021		Flat	LH	8 5/8 X 4 15/16	10 3/16
558		Coming Soon!	88-89	SVR 1021 S		Flat (Spot)	LH	8 5/8 X 4 15/16	10 3/16
559			88-89	SVR 1116		Convex	RH	9 1/8 X 5 3/16	10 1/16

560
568
569
561
562
563
564
565
566
567
570
571
572
573
574
575
576
577
578

CHEVY TRUCKS/VANS (cont)
Astro -Mini Van

Coming Soon!

Coming Soon!

Coming Soon!

Coming Soon!

Avalanche

Coming Soon!

90-98	SVR 1028		Flat	LH 8 5/8 X 5	10 3/16
90-98	SVR 1028 S		Flat (Spot)	LH 8 5/8 X 5	10 3/16
90-98	SVR 1148		Convex	RH 9 3/16 X 5 3/16	10 1/4
90-98	SVR 1148 S		Convex (Spot)	RH 9 3/16 X 5 3/16	10 1/4
90-98	SVR 1201		Flat	LH 8 11/16 X 5	10 1/16
90-98	SVR 1201 S		Flat (Spot)	LH 8 11/16 X 5	10 1/16
90-98	SVR 1199		Convex	RH 9 X 5 3/16	10 3/8
92-99	SVR 1190		Convex	RH 9 1/4 X 5 3/8	10 5/16
92-99	SVR 1190 S		Convex (Spot)	RH 9 1/4 X 5 3/8	10 5/16
99-	SVR 1115		Flat	LH 8 5/8 X 5 1/16	10 1/4
99-	SVR 1115 S		Flat (Spot)	LH 8 5/8 X 5 1/16	10 1/4
99-	SVR 1040		Convex	RH 9 X 5 1/4	10 3/8
99-	SVR 1040 S		Convex (Spot)	RH 9 X 5 1/4	10 3/8
02-	SVR 1031 H		Flat (Heated)	LH 9 5/8 X 6 1/8	10 3/8
02-	SVR 1031 SH		Flat (Spot / Heated)	LH 9 5/8 X 6 1/8	10 3/8
02-	(Electro Fit Over) SVR 1261		Flat	LH 9 5/16 X 6	10 1/8

579

02-

SVR 1033 H



Convex (Heated)

RH 9 3/4 X 6 1/4

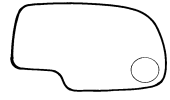
10 1/2

580

Coming Soon!

02-

SVR 1033 SH



Convex (Spot / Heated)

RH 9 3/4 X 6 1/4

10 1/2

581

Blazer - Mid Size

582

91-98

SVR 1021



Flat

LH 8 5/8 X 4 15/16

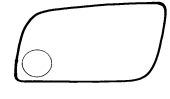
10 3/16

583

Coming Soon!

91-98

SVR 1021 S



Flat (Spot)

LH 8 5/8 X 4 15/16

10 3/16

584

91-98

SVR 1199



Convex

RH 9 X 5 3/16

10 3/8

585

95-

SVR 1005



Flat

LH 5 7/8 X 3 5/8

7 1/4

586

Coming Soon!

95-

SVR 1005 S



Flat (Spot)

LH 5 7/8 X 3 5/8

7 1/4

587

95-

SVR 1413



Flat

RH 5 7/8 X 4 1/8

7 1/2

588

95-

SVR 1144



Convex

RH 5 15/16 X 3 11/16

7 1/4

598

CHEVY TRUCKS/VANS (cont)

599

Blazer - Mid Size

589

95-98

SVR 1044



Flat

LH 7 9/16 X 5 11/16

8 1/8

590

95-98

SVR 1044 H



Flat (Heated)

LH 7 9/16 X 5 11/16

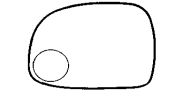
8 1/8

591

Coming Soon!

95-98

SVR 1044 S



Flat (Spot)

LH 7 9/16 X 5 11/16

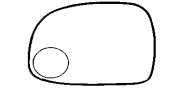
8 1/8

592

Coming Soon!

95-98

SVR 1044 SH



Flat (Spot / Heated)

LH 7 9/16 X 5 11/16

8 1/8

593

95-98

SVR 1166



Convex

RH 7 9/16 X 5 11/16

8 3/16

594

95-98

SVR 1166 H



Convex (Heated)

RH 7 9/16 X 5 11/16

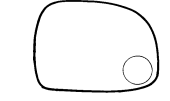
8 3/16

595

Coming Soon!

95-98

















SVR 1166 S



Convex (Spot)

RH 7 9/16 X 5 11/16

8 3/16

596	Coming Soon!	95-98	SVR 1166 SH		Convex (Spot / Heated)	RH	7 9/16 X 5 11/16	8 3/16	
597		99-	SVR 1077		Flat	LH	7 5/8 X 5 7/8	9 1/2	
600		99-	SVR 1077 H		Flat (Heated)	LH	7 5/8 X 5 7/8	9 1/2	
601	Coming Soon!	99-	SVR 1077 S		Flat (Spot)	LH	7 5/8 X 5 7/8	9 1/2	
602	Coming Soon!	99-	SVR 1077 SH		Flat (Spot / Heated)	LH	7 5/8 X 5 7/8	9 1/2	
603		99- (Electro Fit Over)	SVR 1265		Flat	LH	7 7/16 X 5 5/8	9 1/4	
604		99-	SVR 1035		Convex	RH	7 5/8 X 5 7/8	9 1/2	
605		99-	SVR 1035 H		Convex (Heated)	RH	7 5/8 X 5 7/8	9 1/2	
606	Coming Soon!	99-	SVR 1035 S		Convex (Spot)	RH	7 5/8 X 5 7/8	9 1/2	
607	Coming Soon!	99-	SVR 1035 SH		Convex (Spot / Heated)	RH	7 5/8 X 5 7/8	9 1/2	
608	<i>Blazer S-10 / S-10 Pickup</i>								
609		82-93	SVR 1003		Flat	LH	7 3/4 X 5 3/4	9 1/4	
610	Coming Soon!	82-93	SVR 1003 S		Flat (Spot)	LH	7 3/4 X 5 3/4	9 1/4	
611		82-93	SVR 1004		Flat	RH	7 11/16 X 5 5/8	9 1/4	
612	Coming Soon!	82-93	SVR 1004 S		Flat (Spot)	RH	7 11/16 X 5 5/8	9 1/4	
613		82-93	SVR 1103		Convex	RH	7 11/16 X 5 11/16	9 1/4	
614	Coming Soon!	82-93	SVR 1103 S		Convex (Spot)	RH	7 11/16 X 5 11/16	9 1/4	

615		82-04	SVR 1005		Flat	LH	5 7/8 X 3 5/8	7 1/4	
626	<i>CHEVY TRUCKS/VANS (cont)</i> <i>Blazer S-10/S-10 Pickup</i>								
627									
616		Coming Soon!	82-04	SVR 1005 S		Flat (Spot)	LH	5 7/8 X 3 5/8	7 1/4
617			82-04	SVR 1413		Flat	RH	5 7/8 X 4 1/8	7 1/2
618			82-04	SVR 1104		Convex	RH	6 X 3 5/8	7 1/2
619		82-04	SVR 1144		Convex	RH	5 15/16 X 3 11/16	7 1/4	
620	New	90-94	SVR 1133		Flat	LH	5 15/16 X 3 9/16	6 13/16	
621	New	Coming Soon!	90-94	SVR 1133 S		Flat (Spot)	LH	5 15/16 X 3 9/16	6 13/16
622		90-94	SVR 1056		Convex	RH	5 7/8 X 3 9/16	6 11/16	
623	Coming Soon!	90-94	SVR 1056 S		Convex (Spot)	RH	5 7/8 X 3 9/16	6 11/16	
624		95-98	SVR 1044		Flat	LH	7 9/16 X 5 11/16	8 1/8	
625		95-98	SVR 1044 H		Flat (Heated)	LH	7 9/16 X 5 11/16	8 1/8	
628	Coming Soon!	95-98	SVR 1044 S		Flat (Spot)	LH	7 9/16 X 5 11/16	8 1/8	
629	Coming Soon!	95-98	SVR 1044 SH		Flat (Spot / Heated)	LH	7 9/16 X 5 11/16	8 1/8	
630		95-98	SVR 1166		Convex	RH	7 9/16 X 5 11/16	8 3/16	
631		95-98	SVR 1166 H		Convex (Heated)	RH	7 9/16 X 5 11/16	8 3/16	
632	Coming Soon!	95-98	SVR 1166 S		Convex (Spot)	RH	7 9/16 X 5 11/16	8 3/16	
633	Coming Soon!	95-98	SVR 1166 SH		Convex (Spot / Heated)	RH	7 9/16 X 5 11/16	8 3/16	

634

99-

SVR 1077



Flat

LH 7 5/8 X 5 7/8

9 1/2

635

99-

SVR 1077 H



Flat (Heated)

LH 7 5/8 X 5 7/8

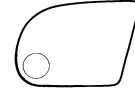
9 1/2

636

Coming Soon!

99-

SVR 1077 S



Flat (Spot)

LH 7 5/8 X 5 7/8

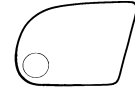
9 1/2

637

Coming Soon!

99-

SVR 1077 SH



Flat (Spot / Heated)

LH 7 5/8 X 5 7/8

9 1/2

638

99-

(Electro Fit Over)

SVR 1265



Flat

LH 7 7/16 X 5 5/8

9 1/4

639

99-

SVR 1035



Convex

RH 7 5/8 X 5 7/8

9 1/2

640

99-

SVR 1035 H



Convex (Heated)

RH 7 5/8 X 5 7/8

9 1/2

641

Coming Soon!

99-

SVR 1035 S



Convex (Spot)

RH 7 5/8 X 5 7/8

9 1/2

642

Coming Soon!

99-

SVR 1035 SH



Convex (Spot / Heated)

RH 7 5/8 X 5 7/8

9 1/2

650

CHEVY TRUCKS/VANS (cont)

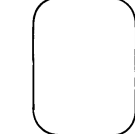
643

Blazer / Suburban / Tahoe

644

73-79

SVR 0999



Flat

L&R 7 1/16 X 10 1/16

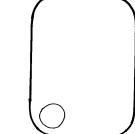
10 15/16

645

Coming Soon!

73-79

SVR 0999 SL



Flat (Spot)

LH 7 1/16 X 10 1/16

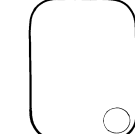
10 15/16

646

Coming Soon!

73-79

SVR 0999 SR



Flat (Spot)

RH 7 1/16 X 10 1/16

10 15/16

647

New

73-79

SVR 1110



Flat

L&R 5 13/16 X 4 1/2

6 3/4

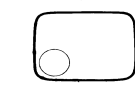
648

New

Coming Soon!

73-79

SVR 1110 SL



Flat (Spot)

LH 5 13/16 X 4 1/2

6 3/4

649

New

Coming Soon!

73-79

SVR 1110 SR



Flat (Spot)

RH 5 13/16 X 4 1/2

6 3/4

652		73-87	SVR 1188		Flat	L&R	5 3/8 X 4 1/16	6 3/16
653	Coming Soon!	73-87	SVR 1188 SL		Flat (Spot)	LH	5 3/8 X 4 1/16	6 3/16
654	Coming Soon!	73-87	SVR 1188 SR		Flat (Spot)	RH	5 3/8 X 4 1/16	6 3/16
655		80-94	SVR 1002		Flat	L&R	8 7/8 X 6 1/2	9 5/8
656	Coming Soon!	80-94	SVR 1002 SL		Flat (Spot)	LH	8 7/8 X 6 1/2	9 5/8
657	Coming Soon!	80-94	SVR 1002 SR		Flat (Spot)	RH	8 7/8 X 6 1/2	9 5/8
658		80-94	SVR 1063		Flat	L&R	8 15/16 X 6 3/8	9 9/16
659	Coming Soon!	80-94	SVR 1063 SL		Flat (Spot)	LH	8 15/16 X 6 3/8	9 9/16
660	Coming Soon!	80-94	SVR 1063 SR		Flat (Spot)	RH	8 15/16 X 6 3/8	9 9/16
661		80-94	SVR 1112		Convex	RH	8 7/8 X 6 3/8	9 5/8
662	Coming Soon!	80-94	SVR 1112 S		Convex (Spot)	RH	8 7/8 X 6 3/8	9 5/8
663		80-94	SVR 1020		Flat	L&R	9 1/8 X 6 3/8	9 5/8
664	Coming Soon!	80-94	SVR 1020 SL		Flat (Spot)	LH	9 1/8 X 6 3/8	9 5/8
665	Coming Soon!	80-94	SVR 1020 SR		Flat (Spot)	RH	9 1/8 X 6 3/8	9 5/8
666		80-94	SVR 1118		Convex	RH	9 1/8 X 6 3/8	9 9/16

673
674

CHEVY TRUCKS/VANS (cont)
Blazer / Suburban / Tahoe

667
668
669
670
671
672
675
676
677
678
679
680
681
682
683
684

Coming Soon!

Coming Soon!

Coming Soon!

Coming Soon!

Coming Soon!

Coming Soon!

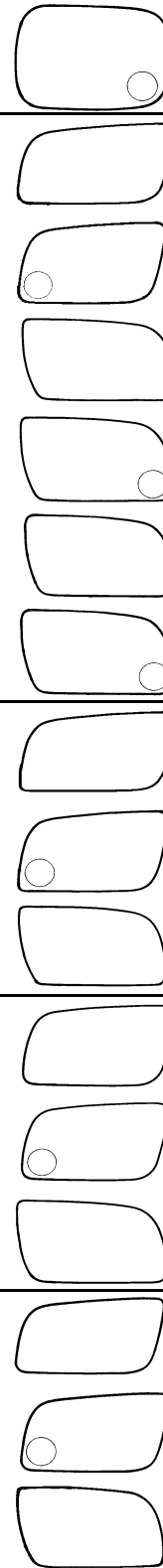
Coming Soon!

Coming Soon!

Coming Soon!

Coming Soon!








80-94 SVR 1118 S
90-99 SVR 1036
90-99 SVR 1036 S
90-99 SVR 1190
90-99 SVR 1190 S
90-99 SVR 1158
90-99 SVR 1158 S
91-98 SVR 1021
91-98 SVR 1021 S
91-98 SVR 1199
92-98 SVR 1201
92-98 SVR 1201 S
92-98 SVR 1197
95-99 (Electro Fit Over) SVR 1114
95-99 (Electro Fit Over) SVR 1114 S
95-99 (Electro Fit Over) SVR 1042




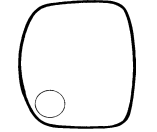
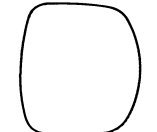
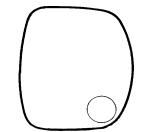


Convex (Spot)
Flat
Flat (Spot)
Convex
Convex (Spot)
Convex
Convex (Spot)
Flat
Flat (Spot)
Convex
Flat
Flat (Spot)
Convex
Flat
Flat (Spot)
Convex















RH 9 1/8 X 6 3/8
LH 8 5/8 X 5
LH 8 5/8 X 5
RH 9 1/4 X 5 3/8
RH 9 1/4 X 5 3/8
RH 9 3/16 X 5 3/16
RH 9 3/16 X 5 3/16
LH 8 5/8 X 4 15/16
LH 8 5/8 X 4 15/16
RH 9 X 5 3/16
LH 8 11/16 X 5
LH 8 11/16 X 5
RH 8 15/16 X 5 5/16
LH 8 1/4 X 4 3/4
LH 8 1/4 X 4 3/4
RH 8 1/2 X 4 7/8



















9 9/16
10 1/16
10 1/16
10 5/16
10 5/16
10 3/16
10 3/16
10 3/16
10 3/16
10 3/8
10 1/16
10 1/16
10 3/8
9 3/4
9 3/4
9 7/8

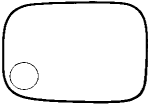
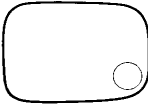
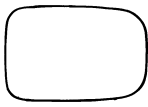
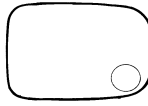









685		Coming Soon!	95-99 (Electro Fit Over)	SVR 1042 S		Convex (Spot)	RH	8 1/2 X 4 7/8	9 7/8
686	New		95-99	SVR 1220		Flat	LH	8 11/16 X 5	10
687	New	Coming Soon!	95-99	SVR 1220 S		Flat (Spot)	LH	8 11/16 X 5	10
688	New		95-99	SVR 1237		Convex	RH	9 3/8 X 5 7/16	10 5/16
689	New	Coming Soon!	95-99	SVR 1237 S		Convex (Spot)	RH	9 3/8 X 5 7/16	10 5/16
690	N/A		00-	SVR 1154		Flat	LH	9 7/8 X 6 7/8	10 9/16
691	N/A		00-	SVR 1155		Flat	RH	9 3/4 X 6 3/4	10 5/8











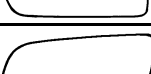






CHEVY TRUCKS/VANS (cont)
Blazer / Suburban / Tahoe

692	New		00-	SVR 1221		Flat	LH	6 15/16 X 8 3/8	9 1/16
693	New	Coming Soon!	00-	SVR 1221 S		Flat (Spot)	LH	6 15/16 X 8 3/8	9 1/16
694	New		00-	SVR 1238		Convex	RH	6 15/16 X 8 3/16	9 1/16
695	New	Coming Soon!	00-	SVR 1238 S		Convex (Spot)	RH	6 15/16 X 8 3/16	9 1/16
698			00-	SVR 1031		Flat	LH	9 5/8 X 6 1/8	10 3/8
699			00-	SVR 1031 H		Flat (Heated)	LH	9 5/8 X 6 1/8	10 3/8


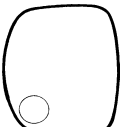

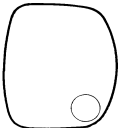










700	Coming Soon!	00-	SVR 1031 S		Flat (Spot)	LH	9 5/8 X 6 1/8	10 3/8
701	Coming Soon!	00-	SVR 1031 SH		Flat (Spot / Heated)	LH	9 5/8 X 6 1/8	10 3/8
702		00-	(Electro Fit Over) SVR 1261		Flat	LH	9 5/16 X 6	10 1/8
703		00-	SVR 1033		Convex	RH	9 3/4 X 6 1/4	10 1/2
704		00-	SVR 1033 H		Convex (Heated)	RH	9 3/4 X 6 1/4	10 1/2
705	Coming Soon!	00-	SVR 1033 S		Convex (Spot)	RH	9 3/4 X 6 1/4	10 1/2
706	Coming Soon!	00-	SVR 1033 SH		Convex (Spot / Heated)	RH	9 3/4 X 6 1/4	10 1/2
707		00-	SVR 1386		Flat	LH	9 3/4 X 6 1/8	10 5/16
708		00-	SVR 1386 H		Flat (Heated)	LH	9 3/4 X 6 1/8	10 5/16
709		00-	SVR 1385		Convex	RH	9 3/4 X 6 1/8	10 5/16
710		00-	SVR 1385 H		Convex (Heated)	RH	9 3/4 X 6 1/8	10 5/16
711	<i>Colorado</i>							
712		04-	SVR 1437		Flat	LH	7 15/16 X 5 15/16	9
713		04-	SVR 1438		Convex	RH	8 1/16 X 6	9 1/16
728	<i>CHEVY TRUCKS/VANS (cont)</i>							
714	<i>El Camino</i>							
715		73-87	SVR 1187		Flat	LH	5 5/16 X 3 1/8	5 3/8

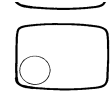


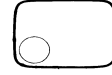




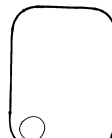


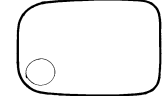
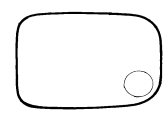

716		73-87	SVR 1407		Flat	RH	5 1/4 X 3 1/8	5 3/8		
717		73-87	SVR 1086		Convex	RH	5 3/8 X 3 1/8	5 3/8		
718		73-87	SVR 1308		Flat	L&R	5 3/8 X 2 7/8	5 5/16		
719		73-87	SVR 1309		Convex	RH	5 3/8 X 2 7/8	5 5/16		
720		73-87	SVR 1403		Flat	L&R	5 1/8 X 3 7/16	5 1/4		
721		73-87	SVR 1404		Convex	RH	5 1/16 X 3 7/16	5 1/4		
722		86-87	SVR 1048		Flat	LH	5 3/4 X 3 1/8	7 3/16		
723		86-87	SVR 1100		Convex	RH	6 3/16 X 3 1/16	7 1/2		
724		<i>Pickup C/K Truck</i>								
725		73-87	SVR 1188		Flat	L&R	5 3/8 X 4 1/16	6 3/16		
726		Coming Soon!	73-87	SVR 1188 SL		Flat (Spot)	LH	5 3/8 X 4 1/16	6 3/16	
727		Coming Soon!	73-87	SVR 1188 SR		Flat (Spot)	RH	5 3/8 X 4 1/16	6 3/16	
730	New		73-87	SVR 1110		Flat	L&R	5 13/16 X 4 1/2	6 3/4	
731	New		Coming Soon!	73-87	SVR 1110 SL		Flat (Spot)	LH	5 13/16 X 4 1/2	6 3/4
732	New		Coming Soon!	73-87	SVR 1110 SR		Flat (Spot)	RH	5 13/16 X 4 1/2	6 3/4
733		73-00	SVR 1002		Flat	L&R	8 7/8 X 6 1/2	9 5/8		
734		Coming Soon!	73-00	SVR 1002 SL		Flat (Spot)	LH	8 7/8 X 6 1/2	9 5/8	
735		Coming Soon!	73-00	SVR 1002 SR		Flat (Spot)	RH	8 7/8 X 6 1/2	9 5/8	
736		73-00	SVR 1063		Flat	L&R	8 15/16 X 6 3/8	9 9/16		

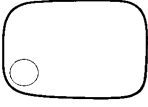
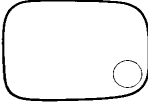
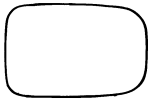

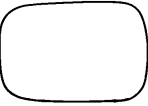
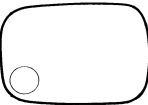
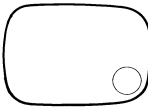
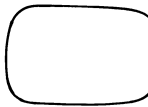

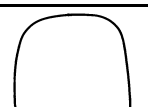


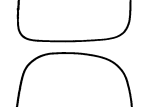
737	Coming Soon!	73-00	SVR 1063 SL		Flat (Spot)	LH	8 15/16 X 6 3/8	9 9/16
738	Coming Soon!	73-00	SVR 1063 SR		Flat (Spot)	RH	8 15/16 X 6 3/8	9 9/16
739		73-00	SVR 1112		Convex	RH	8 7/8 X 6 3/8	9 5/8
740	Coming Soon!	73-00	SVR 1112 S		Convex (Spot)	RH	8 7/8 X 6 3/8	9 5/8
741		73-00	SVR 0999		Flat	L&R	7 1/16 X 10 1/16	10 15/16
750	<i>CHEVY TRUCKS/VANS (cont)</i>							
751	<i>Pickup C/K Truck</i>							
742	Coming Soon!	73-00	SVR 0999 SL		Flat (Spot)	LH	7 1/16 X 10 1/16	10 15/16
743	Coming Soon!	73-00	SVR 0999 SR		Flat (Spot)	RH	7 1/16 X 10 1/16	10 15/16
744		88-00	SVR 1020		Flat	L&R	9 1/8 X 6 3/8	9 5/8
745	Coming Soon!	88-00	SVR 1020 SL		Flat (Spot)	LH	9 1/8 X 6 3/8	9 5/8
746	Coming Soon!	88-00	SVR 1020 SR		Flat (Spot)	RH	9 1/8 X 6 3/8	9 5/8
747		88-00	SVR 1118		Convex	RH	9 1/8 X 6 3/8	9 9/16
748	Coming Soon!	88-00	SVR 1118 S		Convex (Spot)	RH	9 1/8 X 6 3/8	9 9/16
749		88-00	SVR 1266		Flat	LH	5 3/4 X 4 1/16	7 1/2

752		88-00	SVR 1267		Convex	RH	5 3/4 X 4 1/16	7 1/2	
753		92-99	SVR 1201		Flat	LH	8 11/16 X 5	10 1/16	
754	Coming Soon!	92-99	SVR 1201 S		Flat (Spot)	LH	8 11/16 X 5	10 1/16	
755		92-99	SVR 1190		Convex	RH	9 1/4 X 5 3/8	10 5/16	
756	Coming Soon!	92-99	SVR 1190 S		Convex (Spot)	RH	9 1/4 X 5 3/8	10 5/16	
757		94-96	SVR 1028		Flat	LH	8 5/8 X 5	10 3/16	
758	Coming Soon!	94-96	SVR 1028 S		Flat (Spot)	LH	8 5/8 X 5	10 3/16	
759		94-96	SVR 1148		Convex	RH	9 3/16 X 5 3/16	10 1/4	
760	Coming Soon!	94-96	SVR 1148 S		Convex (Spot)	RH	9 3/16 X 5 3/16	10 1/4	
761		97-99	SVR 1197		Convex	RH	8 15/16 X 5 5/16	10 3/8	
762		97-00	SVR 1036		Flat	LH	8 5/8 X 5	10 1/16	
763	Coming Soon!	97-00	SVR 1036 S		Flat (Spot)	LH	8 5/8 X 5	10 1/16	
764		97-00	SVR 1158		Convex	RH	9 3/16 X 5 3/16	10 3/16	
765	Coming Soon!	97-00	SVR 1158 S		Convex (Spot)	RH	9 3/16 X 5 3/16	10 3/16	
766	New	97-00 (Power)	SVR 1220		Flat	LH	8 11/16 X 5	10	
776	<i>CHEVY TRUCKS/VANS (cont)</i>								
777	<i>Pickup C/K Truck</i>								
767	New	Coming Soon!	97-00 (Power)	SVR 1220 S		Flat (Spot)	LH	8 11/16 X 5	10
768	New		97-00 (Power)	SVR 1237		Convex	RH	9 3/8 X 5 7/16	10 5/16

769	New	Coming Soon!	97-00 (Power)	SVR 1237 S		Convex (Spot)	RH 9 3/8 X 5 7/16	10 5/16
770			Silverado Pick Up					
771	N/A		99- (Telescoping)	SVR 1154		Flat	LH 9 7/8 X 6 7/8	10 9/16
772			99- (Telescoping)	SVR 1155		Flat	RH 9 3/4 X 6 3/4	10 5/8
773	Coming Soon!		99-	SVR 1031		Flat	LH 9 5/8 X 6 1/8	10 3/8
774			99-	SVR 1031 H		Flat (Heated)	LH 9 5/8 X 6 1/8	10 3/8
775			99-	SVR 1031 S		Flat (Spot)	LH 9 5/8 X 6 1/8	10 3/8
778			99-	SVR 1031 SH		Flat (Spot / Heated)	LH 9 5/8 X 6 1/8	10 3/8
779			99-	SVR 1033		Convex	RH 9 3/4 X 6 1/4	10 1/2
780			99-	SVR 1033 H		Convex (Heated)	RH 9 3/4 X 6 1/4	10 1/2
781			99-	SVR 1033 S		Convex (Spot)	RH 9 3/4 X 6 1/4	10 1/2
782			99-	SVR 1033 SH		Convex (Spot / Heated)	RH 9 3/4 X 6 1/4	10 1/2
783			99-	SVR 1386		Flat	LH 9 3/4 X 6 1/8	10 5/16
784			99-	SVR 1386 H		Flat (Heated)	LH 9 3/4 X 6 1/8	10 5/16
785			99-	SVR 1385		Convex	RH 9 3/4 X 6 1/8	10 5/16
786			99-	SVR 1385 H		Convex (Heated)	RH 9 3/4 X 6 1/8	10 5/16

787	New		99-	SVR 1221		Flat	LH	6 15/16 X 8 3/8	9 1/16
788	New	Coming Soon!	99-	SVR 1221 S		Flat (Spot)	LH	6 15/16 X 8 3/8	9 1/16
789	New		99-	SVR 1238		Convex	RH	6 15/16 X 8 3/16	9 1/16
800	<i>CHEVY TRUCKS/VANS (cont)</i>								
801	<i>Silverado Pick Up</i>								
790	New	Coming Soon!	99-	SVR 1238 S		Convex (Spot)	RH	6 15/16 X 8 3/16	9 1/16
791		<i>Tracker</i>							
792	New		98	SVR 2472		Flat	LH	7 X 4 7/8	7 7/8
793	N/A		98	SVR 2471		Convex	RH	7 X 4 7/8	7 7/8
794			99-04	SVR 1119		Flat	LH	7 1/8 X 5 1/4	8 1/8
795		Coming Soon!	99-04	SVR 1119 S		Flat (Spot)	LH	7 1/8 X 5 1/4	8 1/8
796			99-04	SVR 1037		Convex	RH	7 3/8 X 5 3/8	8
797		Coming Soon!	99-04	SVR 1037 S		Convex (Spot)	RH	7 3/8 X 5 3/8	8
798		<i>Trailblazer</i>							
799			02-	SVR 1295		Flat	LH	8 3/8 X 4 3/8	8 3/4
802			02-	(Electro Fit Over) SVR 1294		Flat	LH	8 1/2 X 4 1/8	8 1/2
803			02-	SVR 1296		Convex	RH	8 3/8 X 4 3/8	8 3/4
804		<i>Van - Full Size</i>							
805			70-96	SVR 1188		Flat	L&R	5 3/8 X 4 1/16	6 3/16

806		Coming Soon!	70-96	SVR 1188 SL		Flat (Spot)	LH	5 3/8 X 4 1/16	6 3/16
807		Coming Soon!	70-96	SVR 1188 SR		Flat (Spot)	RH	5 3/8 X 4 1/16	6 3/16
808	New		70-96	SVR 1110		Flat	L&R	5 13/16 X 4 1/2	6 3/4
809	New	Coming Soon!	70-96	SVR 1110 SL		Flat (Spot)	LH	5 13/16 X 4 1/2	6 3/4
810	New	Coming Soon!	70-96	SVR 1110 SR		Flat (Spot)	RH	5 13/16 X 4 1/2	6 3/4
811			70-96 (Power)	SVR 1326		Flat	L&R	9 1/16 X 6 1/8	9 3/8
812			70-96 (Power)	SVR 1327		Convex	RH	9 1/16 X 6 1/8	9 3/8
813			73-79	SVR 0999		Flat	L&R	7 1/16 X 10 1/16	10 15/16
814		Coming Soon!	73-79	SVR 0999 SL		Flat (Spot)	LH	7 1/16 X 10 1/16	10 15/16
815		Coming Soon!	73-79	SVR 0999 SR		Flat (Spot)	RH	7 1/16 X 10 1/16	10 15/16
816			80-95	SVR 1002		Flat	L&R	8 7/8 X 6 1/2	9 5/8
824	<i>CHEVY TRUCKS/VANS (cont)</i>								
825	<i>Van - Full Size</i>								
817		Coming Soon!	80-95	SVR 1002 SL		Flat (Spot)	LH	8 7/8 X 6 1/2	9 5/8
818		Coming Soon!	80-95	SVR 1002 SR		Flat (Spot)	RH	8 7/8 X 6 1/2	9 5/8
819			80-95	SVR 1063		Flat	L&R	8 15/16 X 6 3/8	9 9/16

820	Coming Soon!	80-95	SVR 1063 SL		Flat (Spot)	LH	8 15/16 X 6 3/8	9 9/16	
821	Coming Soon!	80-95	SVR 1063 SR		Flat (Spot)	RH	8 15/16 X 6 3/8	9 9/16	
822		80-95	SVR 1112		Convex	RH	8 7/8 X 6 3/8	9 5/8	
823	Coming Soon!	80-95	SVR 1112 S		Convex (Spot)	RH	8 7/8 X 6 3/8	9 5/8	
826		88-95	SVR 1020		Flat	L&R	9 1/8 X 6 3/8	9 5/8	
827	Coming Soon!	88-95	SVR 1020 SL		Flat (Spot)	LH	9 1/8 X 6 3/8	9 5/8	
828	Coming Soon!	88-95	SVR 1020 SR		Flat (Spot)	RH	9 1/8 X 6 3/8	9 5/8	
829		88-95	SVR 1118		Convex	RH	9 1/8 X 6 3/8	9 9/16	
830	Coming Soon!	88-95	SVR 1118 S		Convex (Spot)	RH	9 1/8 X 6 3/8	9 9/16	
831	<i>Van - Express</i>								
832		96-02	SVR 1073		Flat	LH	7 1/8 X 7 7/8	9 1/8	
833	Coming Soon!	96-02	SVR 1073 S		Flat (Spot)	LH	7 1/8 X 7 7/8	9 1/8	
834		96-02	SVR 1132		Convex	RH	7 1/8 X 7 7/8	9 1/8	
835	Coming Soon!	96-02	SVR 1132 S		Convex (Spot)	RH	7 1/8 X 7 7/8	9 1/8	

836

Coming Soon!

96- SVR 1185 Flat L&R 7 3/16 X 10 1/8 11



837

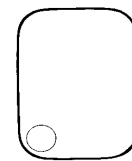
824

825

CHEVY TRUCKS/VANS (cont)

Van - Express

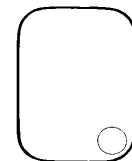
96- SVR 1185 SL Flat (Spot) LH 7 3/16 X 10 1/8 11



838


Coming Soon!

96- SVR 1185 SR Flat (Spot) RH 7 3/16 X 10 1/8 11



839

96- (Upper) SVR 1431 Flat L&R 9 3/4 X 6 3/8 10 3/4




840

841

Van - Venture

96- (Lower) SVR 1432 Convex L&R 6 3/8 X 5 13/16 7 5/8



842

97- SVR 1074 Flat LH 8 1/8 X 5 5/16 8 13/16



843

Coming Soon!

97- SVR 1074 S Flat (Spot) LH 8 1/8 X 5 5/16 8 13/16



844

97- SVR 1088 Convex RH 8 1/4 X 5 3/8 8 15/16




845

846

Coming Soon!

97- SVR 1088 S Convex (Spot) RH 8 1/4 X 5 3/8 8 15/16



847

848

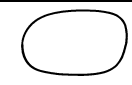
CHRYSLER

300 M

849

N/A

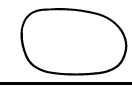
99-04 SVR 1161 Flat LH 6 1/4 X 4 1/8 6 5/16



850

N/A

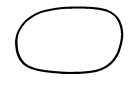
99-04 SVR 1181 Convex RH 6 1/4 X 4 1/16 6 5/16












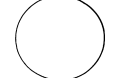






















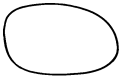
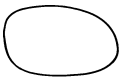
853
















N/A
















99-04 SVR 1163 Flat LH 6 1/4 X 4 1/8 6 5/16



































854	N/A		99-04	SVR 1181		Convex	RH	6 1/4 X 4 1/16	6 5/16
855	N/A		99-04 (W/ Folding)	SVR 1164		Flat	LH	6 13/16 X 4 7/16	7
856	N/A		99-04 (W/ Folding)	SVR 1183		Convex	RH	6 3/4 X 4 7/16	6 7/8
857		<i>Cirrus</i>							
858			95-00	SVR 1067		Flat	LH	6 1/2 X 4	6 1/2
859			95-00	SVR 1093		Convex	RH	6 1/2 X 4	6 1/2
860		<i>Concord</i>							
861			93-97	SVR 1064		Flat	LH	6 7/8 X 3 11/16	6 15/16
862			93-97	SVR 1138		Convex	RH	6 7/8 X 3 11/16	6 15/16
863	N/A		98- (W/ Folding)	SVR 1160		Flat	LH	6 5/8 X 4 3/8	7
864	N/A		98- (W/ Folding)	SVR 1179		Convex	RH	6 11/16 X 4 3/8	6 7/8
865	N/A		98- (W/O Folding)	SVR 1162		Flat	LH	6 1/4 X 4 1/8	6 3/8
866	N/A		98- (W/O Folding)	SVR 1182		Convex	RH	6 1/4 X 4 1/16	6 3/8
867		<i>Cordoba</i>							
868			75-79	SVR 1402		Flat	L&R	4 1/4 X 4 1/4	4 1/4
886	<i>CHRYSLER (cont)</i>								
887		<i>Cordoba</i>							
869			80-83	SVR 1336		Flat	LH	5 7/8 X 3	6 3/8
870		<i>Laser</i>							
871			84-86	SVR 1367		Convex	RH	6 X 3 5/8	6 3/4
872		<i>LeBaron</i>							
874			82-86	SVR 1367		Convex	RH	6 X 3 5/8	6 3/4
873			87-93	SVR 1345		Flat	LH	6 1/4 X 3 1/2	6 15/16

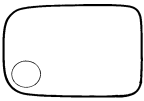








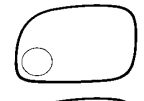





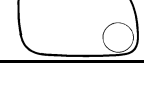
875		90-95 (Sedan)	SVR 1423		Flat	LH	5 5/8 X 3 1/2	6 11/16
876		90-95 (Sedan)	SVR 1424		Convex	RH	5 5/8 X 3 1/4	6 9/16
877		<i>LHS</i>						
878		94-97	SVR 1064		Flat	LH	6 7/8 X 3 11/16	6 15/16
879		94-97	SVR 1138		Convex	RH	6 7/8 X 3 11/16	6 15/16
880	N/A	99-01	SVR 1161		Flat	LH	6 1/4 X 4 1/8	6 5/16
881	N/A	99-01	SVR 1181		Convex	RH	6 1/4 X 4 1/16	6 5/16
882	N/A	99-01	SVR 1163		Flat	LH	6 1/4 X 4 1/8	6 5/16
883	N/A	99-01	SVR 1181		Convex	RH	6 1/4 X 4 1/16	6 5/16
884	N/A	99-01 (W Folding)	SVR 1164		Flat	LH	6 13/16 X 4 7/16	7
885	N/A	99-01 (W/ Folding)	SVR 1183		Convex	RH	6 3/4 X 4 7/16	6 7/8
887		<i>New Yorker</i>						
888		74-78	SVR 1402		Flat	L&R	4 1/4 X 4 1/4	4 1/4
889		79-81	SVR 1332		Flat	LH	5 7/8 X 3 3/8	6 9/16
890		94-97	SVR 1064		Flat	LH	6 7/8 X 3 11/16	6 15/16
891		94-97	SVR 1138		Convex	RH	6 7/8 X 3 11/16	6 15/16
892		<i>PT Cruiser</i>						
893	New	01-03 (Power)	SVR 1268		Flat	LH	6 7/8 X 4 1/2	7 1/16
894	New	01-03 (Power)	SVR 1268 H		Flat (Heated)	LH	6 7/8 X 4 1/2	7 1/16
895	New	01-03 (Power)	SVR 1269		Convex	RH	6 3/4 X 4 3/8	6 13/16
896	New	01-03 (Power)	SVR 1269 H		Convex (Heated)	RH	6 3/4 X 4 3/8	6 13/16

897			01-03 (Manual)	SVR 1270		Flat	LH	6 1/4 X 4 1/8	6 7/8
898			01-03 (Manual)	SVR 1271		Convex	RH	6 1/4 X 4 1/8	6 7/8
899		<i>Sebring</i>							
900	New		95-00 (Coupe)	SVR 1159		Flat	LH	6 1/4 X 3 1/4	6 5/8
901	New		95-00 (Coupe)	SVR 1244		Convex	RH	6 7/16 X 3 3/8	6 11/16
886		<i>CHRYSLER (cont)</i>							
887		<i>Sebring</i>							
902			96-00 (Conv.)	SVR 1064		Flat	LH	6 7/8 X 3 11/16	6 15/16
903			96-00 (Conv.)	SVR 1138		Convex	RH	6 7/8 X 3 11/16	6 15/16
904	New		01- (Coupe)	SVR 1272		Flat	LH	7 1/8 X 3 11/16	7 1/2
905	New		01- (Coupe)	SVR 1273		Convex	RH	7 1/8 X 3 11/16	7 1/2
906			01- (Sedan)	SVR 1270		Flat	LH	6 1/4 X 4 1/8	6 7/8
907			01- (Sedan)	SVR 1271		Convex	RH	6 1/4 X 4 1/8	6 7/8
908		<i>TC</i>							
909			89-91	SVR 1345		Flat	LH	6 1/4 X 3 1/2	6 15/16
910									
911		<i>DAEWOO</i>							
912		<i>Lanos</i>							
913			98-02	SVR 2134		Flat	LH	6 5/8 X 3 15/16	6 3/4
914			98-02	SVR 2135		Convex	RH	6 5/8 X 3 15/16	6 3/4
915		<i>Leganza</i>							
916			98-02	SVR 2136		Flat	LH	6 15/16 X 3 7/8	7 5/16
917			98-02	SVR 2137		Convex	RH	6 15/16 X 3 7/8	7 5/16
918									
919		<i>DODGE</i>							
920		<i>600</i>							

921			83-88	SVR 1367		Convex	RH	6 X 3 5/8	6 3/4
922		<i>Aries K</i>							
923			81-89	SVR 1367		Convex	RH	6 X 3 5/8	6 3/4
924		<i>Aspen</i>							
925			76-80	SVR 1402		Flat	L&R	4 1/4 X 4 1/4	4 1/4
926		<i>Avenger</i>							
927	New		95-00	SVR 1159		Flat	LH	6 1/4 X 3 1/4	6 5/8
930	New		95-00	SVR 1244		Convex	RH	6 7/16 X 3 3/8	6 11/16
931		<i>Challenger</i>							
932			78-83	SVR 1337		Flat	LH	5 5/8 X 3 5/16	6 1/8
933			78-83	SVR 1343		Flat	L&R	4 11/16 X 3 1/8	5 1/8
934		<i>Charger</i>							
935			75-78	SVR 1402		Flat	L&R	4 1/4 X 4 1/4	4 1/4
936			79-87	SVR 1367		Convex	RH	6 X 3 5/8	6 3/4
937		<i>Colt</i>							
938			79-84	SVR 1337		Flat	LH	5 5/8 X 3 5/16	6 1/8
939			89-92	SVR 1421		Flat	LH	6 1/4 X 3 3/4	6 13/16
972	<i>DODGE (cont)</i>								
937		<i>Colt</i>							
940			89-92	SVR 1422		Convex	RH	6 1/8 X 3 5/8	6 11/16
941			93-94	SVR 2304		Flat	LH	6 7/8 X 3 11/16	6 15/16
942			93-94	SVR 2305		Convex	RH	6 7/8 X 3 11/16	6 15/16
943		<i>Daytona</i>							
944			84-87	SVR 1367		Convex	RH	6 X 3 5/8	6 3/4
945		<i>Intrepid</i>							





946			93-97	SVR 1064		Flat	LH	6 7/8 X 3 11/16	6 15/16
947			93-97	SVR 1138		Convex	RH	6 7/8 X 3 11/16	6 15/16
948	N/A		98-	(W/ Folding) SVR 1160		Flat	LH	6 5/8 X 4 3/8	7
949	N/A		98-	(W/ Folding) SVR 1179		Convex	RH	6 11/16 X 4 3/8	6 7/8
950	N/A		98-	(W/O Folding) SVR 1162		Flat	LH	6 1/4 X 4 1/8	6 3/8
951	N/A		98-	(W/O Folding) SVR 1182		Convex	RH	6 1/4 X 4 1/16	6 3/8
952		<i>Lancer</i>							
953	New		85-89	SVR 1345		Flat	LH	6 1/4 X 3 1/2	6 15/16
954		<i>Mirada</i>							
955	New		80-83	SVR 1336		Flat	LH	5 7/8 X 3	6 3/8
956		<i>Neon</i>							
957	New		95-99	SVR 1152		Flat	LH	6 11/16 X 4	7 1/16
958	New		95-99	SVR 1243		Convex	RH	7 1/2 X 3 7/8	7 3/4
959	N/A		00-	(Manual) SVR 1167		Flat	LH	6 3/8 X 4 3/16	6 7/16
960	N/A		00-	(Manual) SVR 1184		Convex	RH	6 1/4 X 4 1/4	6 7/16
961	N/A		00-	(Power) SVR 1169		Flat	LH	6 13/16 X 4 7/16	7
962	N/A		00-	(Power) SVR 1219		Convex	RH	6 11/16 X 4 3/8	6 3/4
963		<i>Omni</i>							
964	New		78-90	SVR 1402		Flat	L&R	4 1/4 X 4 1/4	4 1/4
965	New		79-87	SVR 1367		Convex	RH	6 X 3 5/8	6 3/4
966		<i>Shadow</i>							
967	New		87-94	SVR 1423		Flat	LH	5 5/8 X 3 1/2	6 11/16

968	New		87-94	SVR 1424		Convex	RH	5 5/8 X 3 1/4	6 9/16	
969		<i>Spirit</i>								
970	New		89-95	SVR 1423		Flat	LH	5 5/8 X 3 1/2	6 11/16	
971	New		89-95	SVR 1424		Convex	RH	5 5/8 X 3 1/4	6 9/16	
972		<i>DODGE (cont)</i>								
973		<i>Stealth</i>								
974			91-96	SVR 1363		Flat	LH	7 3/8 X 4 5/16	7 3/4	
975			91-96	SVR 1364		Convex	RH	7 3/8 X 4 5/16	7 3/4	
976		<i>Stratus</i>								
977			95-00	SVR 1067		Flat	LH	6 1/2 X 4	6 1/2	
978			95-00	SVR 1093		Convex	RH	6 1/2 X 4	6 1/2	
979	New		01-	(Coupe)	SVR 1272		Flat	LH	7 1/8 X 3 11/16	7 1/2
980	New		01-	(Coupe)	SVR 1273		Convex	RH	7 1/8 X 3 11/16	7 1/2
981			01-	(Sedan)	SVR 1270		Flat	LH	6 1/4 X 4 1/8	6 7/8
982			01-	(Sedan)	SVR 1271		Convex	RH	6 1/4 X 4 1/8	6 7/8
983										
984		<i>DODGE TRUCKS/VANS</i>								
985		<i>Caravan/Town & Country</i>								
986		<i>Voyager</i>								
987			84-90	SVR 1098		Flat	LH	5 11/16 X 4 5/16	6 13/16	
988			84-90	SVR 1414		Flat	RH	6 1/8 X 4 1/4	7	
989			84-90	SVR 1125		Convex	RH	5 15/16 X 4 1/8	7	
990			84-95	SVR 1019		Flat	L&R	8 5/8 X 6 1/8	9 1/2	

991	Coming Soon!	84-95	SVR 1019 S		Flat (Spot)	LH	8 5/8 X 6 1/8	9 1/2
992		84-95	SVR 1126		Convex	RH	8 5/8 X 6 1/8	9 3/8
993	Coming Soon!	84-95	SVR 1126 S		Convex (Spot)	RH	8 5/8 X 6 1/8	9 3/8
994		91-95	SVR 1030		Flat	LH	6 1/2 X 3 15/16	6 15/16
995	Coming Soon!	91-95	SVR 1030 S		Flat (Spot)	LH	6 1/2 X 3 15/16	6 15/16
996		91-95	SVR 1153		Convex	RH	6 7/16 X 3 15/16	6 15/16
997	Coming Soon!	91-95	SVR 1153 S		Convex (Spot)	RH	6 7/16 X 3 15/16	6 15/16
998		96-	SVR 1204		Flat	LH	6 7/8 X 4 13/16	7 5/8
999		96-	SVR 1204 H		Flat (Heated)	LH	6 7/8 X 4 13/16	7 5/8
1000	Coming Soon!	96-	SVR 1204 S		Flat (Spot)	LH	6 7/8 X 4 13/16	7 5/8
1001	Coming Soon!	96-	SVR 1204 SH		Flat (Spot / Heated)	LH	6 7/8 X 4 13/16	7 5/8
1002		96-	(Electro Fit Over) SVR 1274		Flat	LH	6 3/4 X 4 5/8	7 1/2
1003		96-	SVR 1193		Convex	RH	6 7/8 X 4 13/16	7 5/8
1004	<i>DODGE TRUCKS/VANS (cont)</i>							
1005	<i>Caravan/Town & Country</i>							
1006	<i>Voyager</i>							
1007		96-	SVR 1193 H		Convex (Heated)	RH	6 7/8 X 4 13/16	7 5/8
1008	Coming Soon!	96-	SVR 1193 S		Convex (Spot)	RH	6 7/8 X 4 13/16	7 5/8
1009	Coming Soon!	96-	SVR 1193 SH		Convex (Spot / Heated)	RH	6 7/8 X 4 13/16	7 5/8
1010	<i>Dakota Pickup</i>							

1011		87-96	SVR 1098		Flat	LH	5 11/16 X 4 5/16	6 13/16
1012		87-96	SVR 1414		Flat	RH	6 1/8 X 4 1/4	7
1013		87-96	SVR 1125		Convex	RH	5 15/16 X 4 1/8	7
1014		87-96	SVR 1019		Flat	L&R	8 5/8 X 6 1/8	9 1/2
1015	Coming Soon!	87-96	SVR 1019 S		Flat (Spot)	LH	8 5/8 X 6 1/8	9 1/2
1016		87-96	SVR 1126		Convex	RH	8 5/8 X 6 1/8	9 3/8
1017	Coming Soon!	87-96	SVR 1126 S		Convex (Spot)	RH	8 5/8 X 6 1/8	9 3/8
1018		87-96	SVR 1032		Flat	L&R	8 7/16 X 5 7/8	9 3/16
1019	Coming Soon!	87-96	SVR 1032 SL		Flat (Spot)	LH	8 7/16 X 5 7/8	9 3/16
1020	Coming Soon!	87-96	SVR 1032 SR		Flat (Spot)	RH	8 7/16 X 5 7/8	9 3/16
1021	N/A	87-96	SVR 1235		Convex	RH	8 3/8 X 5 7/8	9 3/16
1022	Coming Soon!	87-96	SVR 1235 S		Convex (Spot)	RH	8 3/8 X 5 7/8	9 3/16
1023		97-00	SVR 1210		Flat	LH	9 X 6 5/16	9 3/16
1024	Coming Soon!	97-00	SVR 1210 S		Flat (Spot)	LH	9 X 6 5/16	9 3/16
1025		97-00	SVR 1216		Convex	RH	9 X 6 5/16	9 3/16
1026	Coming Soon!	97-00	SVR 1216 S		Convex (Spot)	RH	9 X 6 5/16	9 3/16

1027

97-	SVR 1207		Flat	LH	7 9/16 X 4 11/16	8
97-	SVR 1207 S		Flat (Spot)	LH	7 9/16 X 4 11/16	8
97-	SVR 1198		Convex	RH	7 11/16 X 4 11/16	8 1/16
97-	SVR 1198 S		Convex (Spot)	RH	7 11/16 X 4 11/16	8 1/16

1028

Coming Soon!

1029



1030

1031

1032

DODGE TRUCKS/VANS (cont)
Dakota Pickup

1033





01-	SVR 1297		Flat	LH	9 5/8 X 5 7/16	9 11/16
01-	SVR 1298		Convex	RH	9 7/16 X 5 7/16	9 7/16

1034

1035

Durango SUV

1036

98-	SVR 1207		Flat	LH	7 9/16 X 4 11/16	8
98-	SVR 1207 S		Flat (Spot)	LH	7 9/16 X 4 11/16	8
98-	SVR 1198		Convex	RH	7 11/16 X 4 11/16	8 1/16
98-	SVR 1198 S		Convex (Spot)	RH	7 11/16 X 4 11/16	8 1/16

1037





Coming Soon!

1038

1039

Coming Soon!

1040

98-00	SVR 1210		Flat	LH	9 X 6 5/16	9 3/16
98-00	SVR 1210 S		Flat (Spot)	LH	9 X 6 5/16	9 3/16
98-00	SVR 1216		Convex	RH	9 X 6 5/16	9 3/16
98-00	SVR 1216 S		Convex (Spot)	RH	9 X 6 5/16	9 3/16

1041



Coming Soon!

1042

1043

Coming Soon!

1044

01-03	SVR 1297		Flat	LH	9 5/8 X 5 7/16	9 11/16
01-03	SVR 1298		Convex	RH	9 7/16 X 5 7/16	9 7/16

1045

1046

04-	SVR 1435		Flat	LH	8 3/16 X 4 15/16	8 11/16
-----	----------	---	------	----	------------------	---------

1047

04-	SVR 1436		Convex	RH	8 3/16 X 4 15/16	8 11/16
-----	----------	---	--------	----	------------------	---------

1048

Pickup/Truck-Full Size

1049

New

72-93	SVR 1109		Flat	L&R	6 7/8 X 4 15/16	7 5/16
-------	----------	---	------	-----	-----------------	--------

1050

New

Coming Soon!

72-93	SVR 1109 SL		Flat (Spot)	LH	6 7/8 X 4 15/16	7 5/16
-------	-------------	---	-------------	----	-----------------	--------

1051

New

Coming Soon!

72-93	SVR 1109 SR		Flat (Spot)	RH	6 7/8 X 4 15/16	7 5/16
-------	-------------	---	-------------	----	-----------------	--------

1052

72-93	SVR 1185		Flat	L&R	7 3/16 X 10 1/8	11
-------	----------	---	------	-----	-----------------	----

1053

Coming Soon!

72-93	SVR 1185 SL		Flat (Spot)	LH	7 3/16 X 10 1/8	11
-------	-------------	--	-------------	----	-----------------	----

1054

Coming Soon!

72-93	SVR 1185 SR		Flat (Spot)	RH	7 3/16 X 10 1/8	11
-------	-------------	---	-------------	----	-----------------	----

1057

DODGE TRUCKS / VANS (cont)

1058

Pickup/Truck-Full Size

1055

72-93	SVR 1019		Flat	L&R	8 5/8 X 6 1/8	9 1/2
-------	----------	---	------	-----	---------------	-------

1056

Coming Soon!

72-93	SVR 1019 S		Flat (Spot)	LH	8 5/8 X 6 1/8	9 1/2
-------	------------	---	-------------	----	---------------	-------

1059

72-93	SVR 1126		Convex	RH	8 5/8 X 6 1/8	9 3/8
-------	----------	---	--------	----	---------------	-------

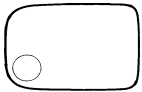


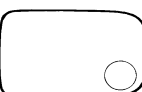










1060

Coming Soon!

72-93	SVR 1126 S		Convex (Spot)	RH	8 5/8 X 6 1/8	9 3/8
-------	------------	---	---------------	----	---------------	-------

1061

72-93	SVR 1032		Flat	L&R	8 7/16 X 5 7/8	9 3/16
-------	----------	---	------	-----	----------------	--------

1062	Coming Soon!	87-96	SVR 1032 SL		Flat (Spot)	LH	8 7/16 X 5 7/8	9 3/16
1063	Coming Soon!	87-96	SVR 1032 SR		Flat (Spot)	RH	8 7/16 X 5 7/8	9 3/16
1064	N/A	72-93	SVR 1235		Convex	RH	8 3/8 X 5 7/8	9 3/16
1065	Coming Soon!	72-93	SVR 1235 S		Convex (Spot)	RH	8 3/8 X 5 7/8	9 3/16
1066		72-93	SVR 1002		Flat	L&R	8 7/8 X 6 1/2	9 5/8
1067	Coming Soon!	72-93	SVR 1002 SL		Flat (Spot)	LH	8 7/8 X 6 1/2	9 5/8
1068	Coming Soon!	72-93	SVR 1002 SR		Flat (Spot)	RH	8 7/8 X 6 1/2	9 5/8
1069		72-93	SVR 1063		Flat	L&R	8 15/16 X 6 3/8	9 9/16
1070	Coming Soon!	72-93	SVR 1063 SL		Flat (Spot)	LH	8 15/16 X 6 3/8	9 9/16
1071	Coming Soon!	72-93	SVR 1063 SR		Flat (Spot)	RH	8 15/16 X 6 3/8	9 9/16
1072		72-93	SVR 1112		Convex	RH	8 7/8 X 6 3/8	9 5/8
1073	Coming Soon!	72-93	SVR 1112 S		Convex (Spot)	RH	8 7/8 X 6 3/8	9 5/8
1074		72-93	SVR 1000		Flat	L&R	5 5/8 X 8 5/8	9 1/8
1075	Coming Soon!	72-93	SVR 1000 SL		Flat (Spot)	LH	5 5/8 X 8 5/8	9 1/8

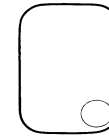
1076
1078
1079

DODGE TRUCKS / VANS (cont)
Pickup/Truck-Full Size

Coming Soon!

72-93

SVR 1000 SR



Flat (Spot)

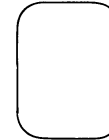
RH 5 5/8 X 8 5/8

9 1/8

1077

72-02

SVR 0999



Flat

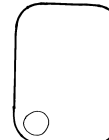
L&R 7 1/16 X 10 1/16

10 15/16

Coming Soon!

72-02

SVR 0999 SL



Flat (Spot)

LH 7 1/16 X 10 1/16

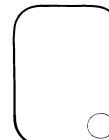
10 15/16

1080

Coming Soon!

72-02

SVR 0999 SR



Flat (Spot)


RH 7 1/16 X 10 1/16

10 15/16

1081

94-97 (Power)

SVR 1330



Flat

LH 8 7/8 X 6 1/16

9 9/16

1082

94-97 (Power)

SVR 1373



Convex

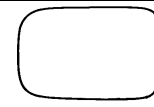
RH 8 7/8 X 6 3/16

9 9/16

1083

94-97 (Power)

SVR 1041



Flat

LH 8 5/8 X 6 1/16

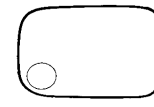
9 3/8

1084

Coming Soon!

94-97 (Power)

SVR 1041 S



Flat (Spot)


LH 8 5/8 X 6 1/16

9 3/8

1085

94-97 (Power)

SVR 1236



Convex

RH 8 5/8 X 6 1/8

9 7/16

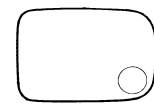
1086

New

Coming Soon!

94-97 (Power)

SVR 1236 S



Convex (Spot)

RH 8 5/8 X 6 1/8


9 7/16

1087

New

94-97 (Manual)

SVR 1043



Flat

LH 9 5/16 X 6 5/8


10 1/16

1088

Coming Soon!

94-97 (Manual)

SVR 1043 S



Flat (Spot)


LH 9 5/16 X 6 5/8

10 1/16

1089

94-97 (Manual)

SVR 1165

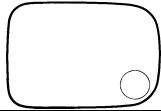
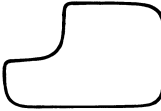





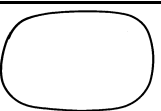
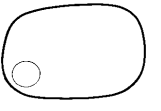
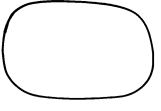
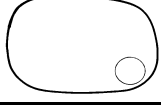




Convex

RH 9 5/16 X 6 1/2

10

1090

1091	Coming Soon!	94-97 (Manual)	SVR 1165 S		Convex (Spot)	RH	9 5/16 X 6 1/2	10
1092		94- (Trailer Pkg.)	SVR 1396		Flat	LH	9 15/16 X 6 7/8	10 7/8
1093		94- (Trailer Pkg.)	SVR 1396 H		Flat (Heated)	LH	9 15/16 X 6 7/8	10 7/8
1094		94- (Trailer Pkg.)	SVR 1397		Flat	RH	9 15/16 X 6 7/8	10 7/8
1095		94- (Trailer Pkg.)	SVR 1397 H		Flat (Heated)	RH	9 15/16 X 6 7/8	10 7/8
1096		94- (Trailer Pkg.)	SVR 0996		Convex	LH	5 X 3 5/8	5
1097		94- (Trailer Pkg.)	SVR 0995		Convex	RH	5 X 3 5/8	5
1098		98-02	SVR 1210		Flat	LH	9 X 6 5/16	9 3/16
1104	<i>DODGE TRUCKS/VANS (cont)</i>							
1079	<i>Pickup/Truck-Full Size</i>							
1099	Coming Soon!	98-02	SVR 1210 S		Flat (Spot)	LH	9 X 6 5/16	9 3/16
1100		98-02	SVR 1216		Convex	RH	9 X 6 5/16	9 3/16
1101	Coming Soon!	98-02	SVR 1216 S		Convex (Spot)	RH	9 X 6 5/16	9 3/16
1102		02-	SVR 1299		Flat	LH	8 15/16 X 6 3/8	9 7/16
1103		02-	SVR 1300		Convex	RH	8 15/16 X 6 3/8	9 7/16
1105	<i>Ram 50 Pickup</i>							

1106

87-93

SVR 1000



Flat

L&R 5 5/8 X 8 5/8

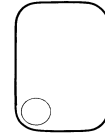
9 1/8

1107

Coming Soon!

87-93

SVR 1000 SL



Flat (Spot)

LH 5 5/8 X 8 5/8

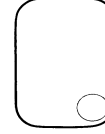
9 1/8

1108

Coming Soon!

87-93

SVR 1000 SR



Flat (Spot)

RH 5 5/8 X 8 5/8

9 1/8

1109

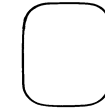
Ram Charger/Trail Duster

1110

New

74-93

SVR 1109



Flat

L&R 6 7/8 X 4 15/16

7 5/16

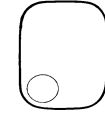
1111

New

Coming Soon!

74-93

SVR 1109 SL



Flat (Spot)

LH 6 7/8 X 4 15/16

7 5/16

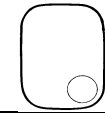
1112

New

Coming Soon!

74-93

SVR 1109 SR



Flat (Spot)

RH 6 7/8 X 4 15/16

7 5/16

1113

74-93

SVR 0999



Flat

L&R 7 1/16 X 10 1/16

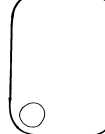
10 15/16

1114

Coming Soon!

74-93

SVR 0999 SL



Flat (Spot)

LH 7 1/16 X 10 1/16

10 15/16

1115

Coming Soon!

74-93

SVR 0999 SR



Flat (Spot)

RH 7 1/16 X 10 1/16

10 15/16

1116

74-93

SVR 1185



Flat

L&R 7 3/16 X 10 1/8

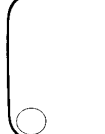
11

1117

Coming Soon!

74-93

SVR 1185 SL



Flat (Spot)

LH 7 3/16 X 10 1/8

11

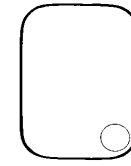
1118
1124
1125

DODGE TRUCKS/VANS (cont)
Ram Charger/Trail Duster

Coming Soon!

74-93

SVR 1185 SR



Flat (Spot)


RH 7 3/16 X 10 1/8

11

1119

74-93

SVR 1019



Flat

L&R 8 5/8 X 6 1/8

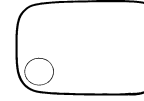
9 1/2

1120

Coming Soon!

74-93

SVR 1019 S



Flat (Spot)


LH 8 5/8 X 6 1/8

9 1/2

1121

74-93

SVR 1126



Convex

RH 8 5/8 X 6 1/8


9 3/8

1122

Coming Soon!

74-93

SVR 1126 S



Convex (Spot)

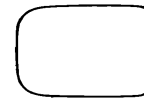
RH 8 5/8 X 6 1/8

9 3/8

1123

74-93

SVR 1032



Flat

L&R 8 7/16 X 5 7/8

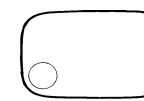
9 3/16

1126

Coming Soon!

87-96

SVR 1032 SL



Flat (Spot)

LH 8 7/16 X 5 7/8


9 3/16

1127

Coming Soon!

87-96

SVR 1032 SR



Flat (Spot)

RH 8 7/16 X 5 7/8

9 3/16

1128

N/A

74-93

SVR 1235



Convex

RH 8 3/8 X 5 7/8

9 3/16


1129

N/A

Coming Soon!

74-93

SVR 1235 S



Convex (Spot)

RH 8 3/8 X 5 7/8

9 3/16

1130

74-93

SVR 1002



Flat

L&R 8 7/8 X 6 1/2

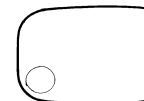
9 5/8

1131

Coming Soon!

74-93

SVR 1002 SL



Flat (Spot)

LH 8 7/8 X 6 1/2

9 5/8

1132

Coming Soon!

74-93

SVR 1002 SR



Flat (Spot)

RH 8 7/8 X 6 1/2

9 5/8

1133

74-93

SVR 1063



Flat



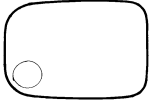











L&R 8 15/16 X 6 3/8

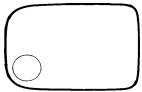


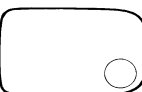

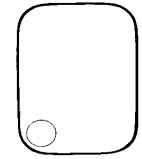
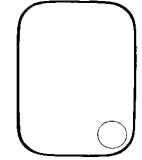
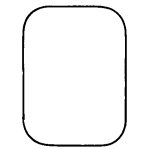
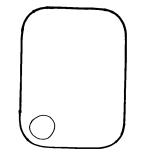
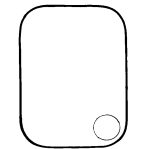

9 9/16


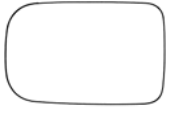






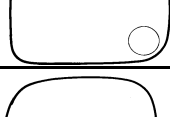
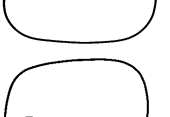

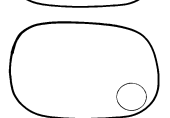

1134	Coming Soon!	74-93	SVR 1063 SL		Flat (Spot)	LH	8 15/16 X 6 3/8	9 9/16
1135	Coming Soon!	74-93	SVR 1063 SR		Flat (Spot)	RH	8 15/16 X 6 3/8	9 9/16
1136		74-93	SVR 1112		Convex	RH	8 7/8 X 6 3/8	9 5/8
1137	Coming Soon!	74-93	SVR 1112 S		Convex (Spot)	RH	8 7/8 X 6 3/8	9 5/8
1138		74-93	SVR 1000		Flat	L&R	5 5/8 X 8 5/8	9 1/8
1139	Coming Soon!	74-93	SVR 1000 SL		Flat (Spot)	LH	5 5/8 X 8 5/8	9 1/8
1140	Coming Soon!	74-93	SVR 1000 SR		Flat (Spot)	RH	5 5/8 X 8 5/8	9 1/8

DODGE TRUCKS/VANS (cont)
Van-Full Size

1142	New	70-93	SVR 1109		Flat	L&R	6 7/8 X 4 15/16	7 5/16
1143	Coming Soon!	70-93	SVR 1109 SL		Flat (Spot)	LH	6 7/8 X 4 15/16	7 5/16
1144	Coming Soon!	70-93	SVR 1109 SR		Flat (Spot)	RH	6 7/8 X 4 15/16	7 5/16
1145		70-93	SVR 1000		Flat	L&R	5 5/8 X 8 5/8	9 1/8
1148	Coming Soon!	70-93	SVR 1000 SL		Flat (Spot)	LH	5 5/8 X 8 5/8	9 1/8

1149	Coming Soon!	70-93	SVR 1000 SR		Flat (Spot)	RH	5 5/8 X 8 5/8	9 1/8
1150		70-93	SVR 1002		Flat	L&R	8 7/8 X 6 1/2	9 5/8
1151	Coming Soon!	70-93	SVR 1002 SL		Flat (Spot)	LH	8 7/8 X 6 1/2	9 5/8
1152	Coming Soon!	70-93	SVR 1002 SR		Flat (Spot)	RH	8 7/8 X 6 1/2	9 5/8
1153		70-93	SVR 1063		Flat	L&R	8 15/16 X 6 3/8	9 9/16
1154	Coming Soon!	70-93	SVR 1063 SL		Flat (Spot)	LH	8 15/16 X 6 3/8	9 9/16
1155	Coming Soon!	70-93	SVR 1063 SR		Flat (Spot)	RH	8 15/16 X 6 3/8	9 9/16
1156		70-93	SVR 1112		Convex	RH	8 7/8 X 6 3/8	9 5/8
1157	Coming Soon!	70-93	SVR 1112 S		Convex (Spot)	RH	8 7/8 X 6 3/8	9 5/8
1158		70-93	SVR 1019		Flat	L&R	8 5/8 X 6 1/8	9 1/2
1159	Coming Soon!	70-93	SVR 1019 S		Flat (Spot)	LH	8 5/8 X 6 1/8	9 1/2
1160		70-93	SVR 1126		Convex	RH	8 5/8 X 6 1/8	9 3/8
1161	Coming Soon!	70-93	SVR 1126 S		Convex (Spot)	RH	8 5/8 X 6 1/8	9 3/8
1162		70-93	SVR 1032		Flat	L&R	8 7/16 X 5 7/8	9 3/16

1163		Coming Soon!	70-93	SVR 1032 SL		Flat (Spot)	LH	8 7/16 X 5 7/8	9 3/16
1168	<i>DODGE TRUCKS/VANS (cont)</i>								
1169	<i>Van-Full Size</i>								
1164		Coming Soon!	70-93	SVR 1032 SR		Flat (Spot)	RH	8 7/16 X 5 7/8	9 3/16
1165	N/A		70-93	SVR 1235		Convex	RH	8 3/8 X 5 7/8	9 3/16
1166	N/A	Coming Soon!	70-93	SVR 1235 S		Convex (Spot)	RH	8 3/8 X 5 7/8	9 3/16
1167			70-93	SVR 1185		Flat	L&R	7 3/16 X 10 1/8	11
1170		Coming Soon!	70-93	SVR 1185 SL		Flat (Spot)	LH	7 3/16 X 10 1/8	11
1171		Coming Soon!	70-93	SVR 1185 SR		Flat (Spot)	RH	7 3/16 X 10 1/8	11
1172			70-93	SVR 0999		Flat	L&R	7 1/16 X 10 1/16	10 15/16
1173		Coming Soon!	70-93	SVR 0999 SL		Flat (Spot)	LH	7 1/16 X 10 1/16	10 15/16
1174		Coming Soon!	70-93	SVR 0999 SR		Flat (Spot)	RH	7 1/16 X 10 1/16	10 15/16
1175			94-95 (Manual)	SVR 1331		Flat	LH	8 9/16 X 6 1/8	9 3/8

1176		94-95 (Manual)	SVR 1374		Convex	RH	8 11/16 X 6 1/8	9 3/8
1177		94-97 (Power)	SVR 1330		Flat	LH	8 7/8 X 6 1/16	9 9/16
1178		94-97 (Power)	SVR 1373		Convex	RH	8 7/8 X 6 3/16	9 9/16
1179		94-03	SVR 1355		Flat	LH	6 1/2 X 5	7 1/4
1180		94-03	SVR 1356		Convex	RH	6 1/2 X 5	7 1/4
1181		96-99	SVR 1043		Flat	LH	9 5/16 X 6 5/8	10 1/16
1182	Coming Soon!	96-99	SVR 1043 S		Flat (Spot)	LH	9 5/16 X 6 5/8	10 1/16
1183		96-99	SVR 1165		Convex	RH	9 5/16 X 6 1/2	10
1188	<i>DODGE TRUCKS/VANS (cont)</i>							
1189	<i>Van-Full Size</i>							
1184	Coming Soon!	96-99	SVR 1165 S		Convex (Spot)	RH	9 5/16 X 6 1/2	10
1185		98-03	SVR 1210		Flat	LH	9 X 6 5/16	9 3/16
1186	Coming Soon!	98-03	SVR 1210 S		Flat (Spot)	LH	9 X 6 5/16	9 3/16
1187		98-03	SVR 1216		Convex	RH	9 X 6 5/16	9 3/16
1190	Coming Soon!	98-03	SVR 1216 S		Convex (Spot)	RH	9 X 6 5/16	9 3/16

EAGLE

Alliance

1194 **New**

1195

Summit

83-87	SVR 1342		Flat	LH	7 1/16 X 3 11/16	7 5/8
-------	----------	---	------	----	------------------	-------

1196

89-92	SVR 1421		Flat	LH	6 1/4 X 3 3/4	6 13/16
-------	----------	---	------	----	---------------	---------

1197

89-92	SVR 1422		Convex	RH	6 1/8 X 3 5/8	6 11/16
-------	----------	---	--------	----	---------------	---------

1198

92	SVR 1348		Flat	LH	6 1/4 X 4 5/16	6 7/8
----	----------	---	------	----	----------------	-------

1199

92	SVR 1349		Convex	RH	6 1/4 X 4 5/16	6 7/8
----	----------	---	--------	----	----------------	-------

1200

92-96 (Wagon)	SVR 1346		Flat	LH	7 1/8 X 3 15/16	7 1/2
---------------	----------	---	------	----	-----------------	-------

1201

92-96 (Wagon)	SVR 1347		Convex	RH	7 1/8 X 3 15/16	7 1/2
---------------	----------	---	--------	----	-----------------	-------

1202

93-96	SVR 2304		Flat	LH	6 7/8 X 3 11/16	6 15/16
-------	----------	---	------	----	-----------------	---------

1203

93-96	SVR 2305		Convex	RH	6 7/8 X 3 11/16	6 15/16
-------	----------	---	--------	----	-----------------	---------

1204

Talon

1205

90-94	SVR 1425		Flat	LH	6 1/8 X 4 1/8	6 3/4
-------	----------	---	------	----	---------------	-------

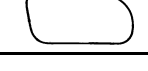
1206

90-94	SVR 1426		Convex	RH	6 1/16 X 4 1/4	6 5/8
-------	----------	---	--------	----	----------------	-------

1207

95-98	SVR 1159		Flat	LH	6 1/4 X 3 1/4	6 5/8
-------	----------	---	------	----	---------------	-------

1208

95-98	SVR 1244		Convex	RH	6 7/16 X 3 3/8	6 11/16
-------	----------	---	--------	----	----------------	---------

1209

Vision

1210

93-97	SVR 1064		Flat	LH	6 7/8 X 3 11/16	6 15/16
-------	----------	---	------	----	-----------------	---------

1211

93-97	SVR 1138		Convex	RH	6 7/8 X 3 11/16	6 15/16
-------	----------	---	--------	----	-----------------	---------

1212

FORD

1213

1214

Aspire


















1215

94-97	SVR 1353		Flat	LH	6 3/8 X 4	6 15/16
-------	----------	---	------	----	-----------	---------

1216

94-97	SVR 1354		Convex	RH	6 3/8 X 4	6 15/16
-------	----------	---	--------	----	-----------	---------

1229 FORD (cont)



1217		<i>Contour</i>						
1218			95-00	SVR 1047		Flat	LH 6 1/4 X 3 3/4	6 1/2
1219			95-00	SVR 1091		Convex	RH 6 1/4 X 3 3/4	6 1/2
1220		<i>Crown Victoria</i>						
1221			83-91	SVR 1405		Flat	L&R 5 3/16 X 3 3/4	5 3/4
1222			83-91	SVR 1406		Convex	RH 5 1/4 X 3 1/4	5 3/4
1223			92-96	SVR 1046		Flat	LH 6 11/16 X 4 1/8	7 3/8
1224			92-96	SVR 1139		Convex	RH 6 11/16 X 4 1/8	7 3/8
1225			97	SVR 1361		Flat	LH 6 3/4 X 3 15/16	7 1/4
1226			97	SVR 1383		Convex	RH 6 5/8 X 3 7/8	7 1/4
1227			98-	SVR 1078		Flat	LH 7 X 4 1/16	7 1/2
1228			98-	SVR 1097		Convex	RH 7 X 4 1/16	7 9/16
1230		<i>Escort</i>						
1231			91-96	SVR 1076		Flat	LH 5 15/16 X 3 5/8	6 3/4
1232			91-96	SVR 1136		Convex	RH 5 7/8 X 3 5/8	6 3/4
1233			97-02	SVR 1070		Flat	LH 5 3/4 X 3 5/8	6 5/8
1234	N/A		97-02	SVR 1176		Convex	RH 5 7/8 X 3 11/16	6 9/16
1235		<i>Escort ZX2</i>						
1236			98-02	SVR 1070		Flat	LH 5 3/4 X 3 5/8	6 5/8
1237	N/A		98-02	SVR 1176		Convex	RH 5 7/8 X 3 11/16	6 9/16
1238		<i>Festiva</i>						
1239	N/A		88-89	SVR 1372		Convex	RH 6 3/8 X 3 3/4	6 13/16

1240 N/A

1241 N/A

1242

Focus



90-93	SVR 2280		Flat	LH	6 7/16 X 3 1/2	6 5/8
90-93	SVR 2281		Convex	RH	6 7/16 X 3 1/2	6 5/8

1243 N/A

1244 N/A

1245

Granada

00-	SVR 1168		Flat	LH	7 1/4 X 3 9/16	7 1/2
00-	SVR 1218		Convex	RH	7 1/4 X 3 5/8	7 1/2

1246

1247

1248


1249

1270

1250

FORD (cont)

LTD



75-80	SVR 1393		Flat	LH	4 3/8 X 2 7/8	4 3/8
75-80	SVR 1310		Flat	RH	4 3/8 X 2 7/8	4 3/8
75-80	SVR 1405		Flat	L&R	5 3/16 X 3 3/4	5 3/4
75-80	SVR 1406		Convex	RH	5 1/4 X 3 1/4	5 3/4

1251

1252

1253

LTD II

73-86	SVR 1405		Flat	L&R	5 3/16 X 3 3/4	5 3/4
73-86	SVR 1406		Convex	RH	5 1/4 X 3 1/4	5 3/4

1254





1255

1256

1257

1258

Maverick

77-79	SVR 1393		Flat	LH	4 3/8 X 2 7/8	4 3/8
77-79	SVR 1310		Flat	RH	4 3/8 X 2 7/8	4 3/8
77-79	SVR 1405		Flat	L&R	5 3/16 X 3 3/4	5 3/4
77-79	SVR 1406		Convex	RH	5 1/4 X 3 1/4	5 3/4




1259


















1260

1261

1262

Mustang

70-77	SVR 1393		Flat	LH	4 3/8 X 2 7/8	4 3/8
70-77	SVR 1310		Flat	RH	4 3/8 X 2 7/8	4 3/8
70-77	SVR 1311		Flat	L&R	4 15/16 X 3	5 5/16

1263		74-78	SVR 1393		Flat	LH	4 3/8 X 2 7/8	4 3/8
1264		74-78	SVR 1310		Flat	RH	4 3/8 X 2 7/8	4 3/8
1265		87-93	SVR 1378		Convex	RH	5 13/16 X 3 1/4	6 5/16
1266	New	94-	SVR 1151		Flat	LH	7 1/16 X 3 15/16	7
1267	New	94-	SVR 1242		Convex	RH	7 1/16 X 4	7 1/16
1268		<i>Pinto</i>						
1269		71-80	SVR 1393		Flat	LH	4 3/8 X 2 7/8	4 3/8
1272		71-80	SVR 1310		Flat	RH	4 3/8 X 2 7/8	4 3/8
1273		71-80	SVR 1311		Flat	L&R	4 15/16 X 3	5 5/16
1274		<i>Probe</i>						
1275		93-97 (Manual)	SVR 1351		Flat	LH	7 1/8 X 3 15/16	7 3/16
1276		93-97 (Manual)	SVR 1352		Convex	RH	7 1/8 X 3 15/16	7 3/16
1277		95-97 (Power)	SVR 1357		Flat	LH	7 1/8 X 3 3/8	7 1/4
1278		95-97 (Power)	SVR 1358		Convex	RH	7 1/8 X 3 3/8	7 1/4
1279		<i>Taurus</i>						
1280		86-91	SVR 1061		Flat	LH	5 3/8 X 3 3/4	6 15/16
1281		86-91	SVR 1027		Convex	RH	5 3/8 X 3 7/8	6 7/8
1282		92-95	SVR 1081		Flat	LH	6 1/4 X 4	8 1/16
1283		92-95	SVR 1142		Convex	RH	6 3/8 X 4	8
1270		<i>Taurus</i>						
1250		<i>Taurus</i>						
1284	New	96-	SVR 1174		Flat	LH	6 13/16 X 3 3/4	7 1/8

FORD (cont)

1285 **New**

1286

Tempo

96-	SVR 1247		Convex	RH	7 1/16 X 3 13/16	7 1/4
-----	----------	---	--------	----	------------------	-------

1287

88-94	SVR 1080		Flat	LH	5 1/4 X 3 3/8	6 13/16
-------	----------	---	------	----	---------------	---------

1288

1289

Thunderbird

88-94	SVR 1140		Convex	RH	5 5/16 X 3 5/16	6 3/4
-------	----------	---	--------	----	-----------------	-------

1290

73-79	SVR 1393		Flat	LH	4 3/8 X 2 7/8	4 3/8
-------	----------	---	------	----	---------------	-------

1291

73-79	SVR 1310		Flat	RH	4 3/8 X 2 7/8	4 3/8
-------	----------	---	------	----	---------------	-------

1292

73-82	SVR 1405		Flat	L&R	5 3/16 X 3 3/4	5 3/4
-------	----------	---	------	-----	----------------	-------

1293

73-82	SVR 1406		Convex	RH	5 1/4 X 3 1/4	5 3/4
-------	----------	---	--------	----	---------------	-------

1294

80-82	SVR 1344		Flat	L&R	6 X 3 1/4	6 1/2
-------	----------	---	------	-----	-----------	-------

1295

83-88	SVR 1338		Flat	LH	6 3/8 X 3 5/16	7 1/8
-------	----------	---	------	----	----------------	-------

1296

89-97	SVR 1071		Flat	LH	6 X 4	7 5/8
-------	----------	---	------	----	-------	-------

1297

89-97	SVR 1131		Convex	RH	6 X 4	7 1/2
-------	----------	---	--------	----	-------	-------

1298

02-	SVR 1303		Flat	LH	7 7/16 X 4	7 9/16
-----	----------	---	------	----	------------	--------

1299

1300

Torino

02-	SVR 1304		Convex	RH	6 15/16 X 4 1/4	7 1/4
-----	----------	---	--------	----	-----------------	-------

1301

72-76	SVR 1393		Flat	LH	4 3/8 X 2 7/8	4 3/8
-------	----------	---	------	----	---------------	-------

1302


72-76	SVR 1310		Flat	RH	4 3/8 X 2 7/8	4 3/8
-------	----------	---	------	----	---------------	-------

1303

72-76	SVR 1405		Flat	L&R	5 3/16 X 3 3/4	5 3/4
-------	----------	---	------	-----	----------------	-------

1304

1305







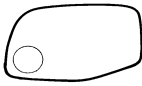



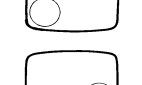

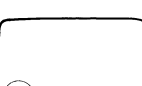

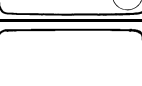

72-76	SVR 1406		Convex	RH	5 1/4 X 3 1/4	5 3/4
-------	----------	---	--------	----	---------------	-------

















1306







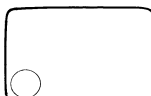


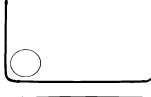
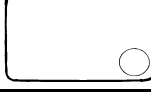





1307

FORD TRUCKS/VANS

Aerostar

1308		86-97	SVR 1006		Flat	L&R 8 X 5	8 11/16
1309	Coming Soon!	86-97	SVR 1006 SL		Flat (Spot)	LH 8 X 5	8 11/16
1310	Coming Soon!	86-97	SVR 1006 SR		Flat (Spot)	RH 8 X 5	8 11/16
1311		86-97	SVR 1128		Convex	RH 8 X 5	8 11/16
1312	Coming Soon!	86-97	SVR 1128 S		Convex (Spot)	RH 8 X 5	8 11/16
1313		89-97	SVR 1025		Flat	LH 8 X 5	8 3/4
1332	<i>FORD TRUCKS/VANS (cont)</i>						
1333	<i>Aerostar</i>						
1314	Coming Soon!	89-97	SVR 1025 S		Flat (Spot)	LH 8 X 5	8 3/4
1315		89-97	SVR 1129		Convex	RH 7 15/16 X 5	8 3/4
1316	Coming Soon!	89-97	SVR 1129 S		Convex (Spot)	RH 7 15/16 X 5	8 3/4
1317	<i>Bronco Full Size</i>						
1318		66-91	SVR 1188		Flat	L&R 5 3/8 X 4 1/16	6 3/16
1319	Coming Soon!	66-91	SVR 1188 SL		Flat (Spot)	LH 5 3/8 X 4 1/16	6 3/16
1320	Coming Soon!	66-91	SVR 1188 SR		Flat (Spot)	RH 5 3/8 X 4 1/16	6 3/16
1321		78-91	SVR 1001		Flat	L&R 9 X 6	10 5/16
1322	Coming Soon!	78-91	SVR 1001 SL		Flat (Spot)	LH 9 X 6	10 5/16
1323	Coming Soon!	78-91	SVR 1001 SR		Flat (Spot)	RH 9 X 6	10 5/16
1324		78-91	SVR 1014		Flat	L&R 8 13/16 X 5 13/16	10 1/8


1325	Coming Soon!	78-91	SVR 1014 SL		Flat (Spot)	LH	8 13/16 X 5 13/16	10 1/8	
1326	Coming Soon!	78-91	SVR 1014 SR		Flat (Spot)	RH	8 13/16 X 5 13/16	10 1/8	
1327		84-96	SVR 1006		Flat	L&R	8 X 5	8 11/16	
1328	Coming Soon!	84-96	SVR 1006 SL		Flat (Spot)	LH	8 X 5	8 11/16	
1329	Coming Soon!	84-96	SVR 1006 SR		Flat (Spot)	RH	8 X 5	8 11/16	
1330		84-96	SVR 1128		Convex	RH	8 X 5	8 11/16	
1331	Coming Soon!	84-96	SVR 1128 S		Convex (Spot)	RH	8 X 5	8 11/16	
1334		92-96	SVR 1025		Flat	LH	8 X 5	8 3/4	
1335	Coming Soon!	92-96	SVR 1025 S		Flat (Spot)	LH	8 X 5	8 3/4	
1336		92-96	SVR 1129		Convex	RH	7 15/16 X 5	8 3/4	
1337	Coming Soon!	92-96	SVR 1129 S		Convex (Spot)	RH	7 15/16 X 5	8 3/4	
1338	<i>Bronco II</i>								
1339		84-90	SVR 1006		Flat	L&R	8 X 5	8 11/16	
1340	Coming Soon!	84-90	SVR 1006 SL		Flat (Spot)	LH	8 X 5	8 11/16	
1341	Coming Soon!	84-90	SVR 1006 SR		Flat (Spot)	RH	8 X 5	8 11/16	
1364	<i>FORD TRUCKS / VANS (cont)</i>								
1365	<i>Bronco II</i>								
1342		84-90	SVR 1128		Convex	RH	8 X 5	8 11/16	
1343	Coming Soon!	84-90	SVR 1128 S		Convex (Spot)	RH	8 X 5	8 11/16	

1344		84-90	SVR 1188		Flat	L&R	5 3/8 X 4 1/16	6 3/16	
1345	Coming Soon!	84-90	SVR 1188 SL		Flat (Spot)	LH	5 3/8 X 4 1/16	6 3/16	
1346	Coming Soon!	84-90	SVR 1188 SR		Flat (Spot)	RH	5 3/8 X 4 1/16	6 3/16	
1347		84-90	SVR 1022		Flat	LH	5 11/16 X 4 1/4	7 3/16	
1348		84-90	SVR 1127		Convex	RH	5 3/16 X 4 5/16	7 1/4	
1349	<i>Courier Pickup</i>								
1350		72-82	SVR 1001		Flat	L&R	9 X 6	10 5/16	
1351	Coming Soon!	72-82	SVR 1001 SL		Flat (Spot)	LH	9 X 6	10 5/16	
1352	Coming Soon!	72-82	SVR 1001 SR		Flat (Spot)	RH	9 X 6	10 5/16	
1353		72-82	SVR 1014		Flat	L&R	8 13/16 X 5 13/16	10 1/8	
1354	Coming Soon!	72-82	SVR 1014 SL		Flat (Spot)	LH	8 13/16 X 5 13/16	10 1/8	
1355	Coming Soon!	72-82	SVR 1014 SR		Flat (Spot)	RH	8 13/16 X 5 13/16	10 1/8	
1356		72-82	SVR 1188		Flat	L&R	5 3/8 X 4 1/16	6 3/16	
1357	Coming Soon!	72-82	SVR 1188 SL		Flat (Spot)	LH	5 3/8 X 4 1/16	6 3/16	
1358	Coming Soon!	72-82	SVR 1188 SR		Flat (Spot)	RH	5 3/8 X 4 1/16	6 3/16	
1359	<i>E Series Van</i>								
1360		92-	SVR 1034		Flat	L&R	9 1/2 X 8 3/16	13 3/16	
1361	Coming Soon!	92-	SVR 1034 S		Flat (Spot)	LH	9 1/2 X 8 3/16	13 3/16	

1362

92-

SVR 1427



Flat


RH 9 1/4 X 8 1/4

12 13/16

1363

92-

SVR 1172



Convex

RH 9 1/2 X 8 3/8


12 7/8

Coming Soon!

1366

92-

SVR 1172 S



Convex (Spot)

RH 9 1/2 X 8 3/8

12 7/8

1367

92-

SVR 1057



Flat

LH 8 1/4 X 7 1/4

11 3/16

1384

1385

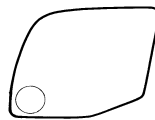
FORD TRUCKS/VANS (cont)
E Series Van

Coming Soon!

1368

92-

SVR 1057 S



Flat (Spot)

LH 8 1/4 X 7 1/4

11 3/16

1369

92-

SVR 1156



Convex

RH 8 1/8 X 7 1/4

11 1/4

Coming Soon!

1370

92-

SVR 1156 S



Convex (Spot)

RH 8 1/8 X 7 1/4


11 1/4

1371

New

92-

SVR 1178



Flat

L&R 10 3/16 X 7 1/2

11 5/8


Coming Soon!

1372

New

92-

SVR 1178 SL



Flat (Spot)

LH 10 3/16 X 7 1/2

11 5/8

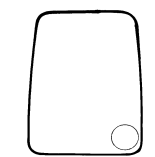
Coming Soon!

1373

New

92-

SVR 1178 SR



Flat (Spot)

RH 10 3/16 X 7 1/2

11 5/8

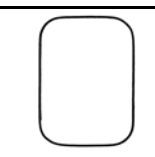
1374

Econoline Van

1375

73-91

SVR 1000



Flat

L&R 5 5/8 X 8 5/8

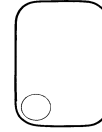
9 1/8

1376

Coming Soon!

73-91

SVR 1000 SL



Flat (Spot)

LH 5 5/8 X 8 5/8

9 1/8

1377

Coming Soon!

73-91

SVR 1000 SR



Flat (Spot)

RH 5 5/8 X 8 5/8

9 1/8

1378

73-91

SVR 1001



Flat

L&R 9 X 6


10 5/16

1379

Coming Soon!

73-91

SVR 1001 SL



Flat (Spot)

LH 9 X 6


10 5/16

1380

Coming Soon!

73-91

SVR 1001 SR



Flat (Spot)


RH 9 X 6

10 5/16

1381

73-91

SVR 1014



Flat

L&R 8 13/16 X 5 13/16

10 1/8

1382

Coming Soon!

73-91

SVR 1014 SL



Flat (Spot)

LH 8 13/16 X 5 13/16


10 1/8

1383

Coming Soon!

73-91

SVR 1014 SR



Flat (Spot)


RH 8 13/16 X 5 13/16

10 1/8

1386

73-91

SVR 1188



Flat

L&R 5 3/8 X 4 1/16

6 3/16

1387

Coming Soon!

73-91

SVR 1188 SL



Flat (Spot)

LH 5 3/8 X 4 1/16

6 3/16

1388

Coming Soon!

73-91

SVR 1188 SR



Flat (Spot)

RH 5 3/8 X 4 1/16

6 3/16

1406

FORD TRUCKS/VANS (cont)

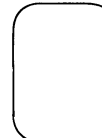
1407

Econoline Van

1389

73-

SVR 0999



Flat

L&R 7 1/16 X 10 1/16

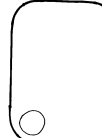
10 15/16

1390

Coming Soon!

73-











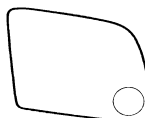


SVR 0999 SL

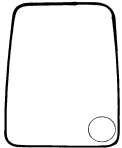













Flat (Spot)

LH 7 1/16 X 10 1/16

10 15/16

1391	Coming Soon!	73-	SVR 0999 SR		Flat (Spot)	RH	7 1/16 X 10 1/16	10 15/16
1392		84-	SVR 1006		Flat	L&R	8 X 5	8 11/16
1393	Coming Soon!	84-	SVR 1006 SL		Flat (Spot)	LH	8 X 5	8 11/16
1394	Coming Soon!	84-	SVR 1006 SR		Flat (Spot)	RH	8 X 5	8 11/16
1395		84-	SVR 1128		Convex	RH	8 X 5	8 11/16
1396	Coming Soon!	84-	SVR 1128 S		Convex (Spot)	RH	8 X 5	8 11/16
1397		92-	SVR 1034		Flat	L&R	9 1/2 X 8 3/16	13 3/16
1398	Coming Soon!	92-	SVR 1034 S		Flat (Spot)	LH	9 1/2 X 8 3/16	13 3/16
1399		92-	SVR 1427		Flat	RH	9 1/4 X 8 1/4	12 13/16
1400		92-	SVR 1172		Convex	RH	9 1/2 X 8 3/8	12 7/8
1401	Coming Soon!	92-	SVR 1172 S		Convex (Spot)	RH	9 1/2 X 8 3/8	12 7/8
1402	New	92-	SVR 1178		Flat	L&R	10 3/16 X 7 1/2	11 5/8
1403	Coming Soon!	92-	SVR 1178 SL		Flat (Spot)	LH	10 3/16 X 7 1/2	11 5/8

1404	Coming Soon!	92-	SVR 1178 SR		Flat (Spot)	RH	10 3/16 X 7 1/2	11 5/8
1405		92-	SVR 1057		Flat	LH	8 1/4 X 7 1/4	11 3/16
1408		92-	SVR 1156		Convex	RH	8 1/8 X 7 1/4	11 1/4
1406	<i>FORD TRUCKS/VANS (cont)</i>							
1407	<i>Econoline Van</i>							
1409	Coming Soon!	92-	SVR 1057 S		Flat (Spot)	LH	8 1/4 X 7 1/4	11 3/16
1410	Coming Soon!	92-	SVR 1156 S		Convex (Spot)	RH	8 1/8 X 7 1/4	11 1/4
1411		02-	SVR 1392		Flat	LH	6 3/4 X 8 1/16	10 1/8
1412		02-	SVR 1211		Flat	RH	6 3/4 X 8 1/16	10 1/8
1413	Coming Soon!	02-	SVR 1211 SL		Flat (Spot)	LH	6 3/4 X 8 1/16	10 1/8
1414	Coming Soon!	02-	SVR 1211 SR		Flat (Spot)	RH	6 3/4 X 8 1/16	10 1/8
1415		02-	(OEM w/backing) SVR F103		Convex	LH	6 1/2 X 2	6 1/2
1416		02-	(OEM w/backing) SVR F102		Convex	RH	6 1/2 X 2	6 1/2
1417	<i>Escape</i>							
1418		01-	SVR 1275		Flat	LH	6 11/16 X 5	7 1/4

1419
1420

Excursion

01- SVR 1276  Convex RH 6 11/16 X 5 7 1/4

1421

00- SVR 1213  Flat LH 8 5/8 X 6 1/2 9 9/16

1422

00- SVR 1394  Flat RH 8 5/8 X 6 1/2 9 9/16

1423

00- SVR 1137  Convex RH 8 3/4 X 6 9/16 9 5/8

1424

00- (OEM w/backing) SVR F105  Flat (Heated/Signal) LH 8 5/8 X 6 1/2 9 9/16

1425

00- (OEM w/backing) SVR F104  Convex (Heated/Signal) RH 8 3/4 X 6 9/16 9 5/8

Coming Soon!

1426

00- SVR 1213 SL  Flat (Spot) LH 8 5/8 X 6 1/2 9 9/16

Coming Soon!

1427

00- SVR 1213 SR  Flat (Spot) RH 8 5/8 X 6 1/2 9 9/16

Coming Soon!

1428

00- SVR 1137 S  Convex (Spot) RH 8 3/4 X 6 9/16 9 5/8

1429

00- SVR 1392  Flat LH 6 3/4 X 8 1/16 10 1/8

1437

FORD TRUCKS/VANS (cont)

1420

Excursion

1430

00- SVR 1211  Flat RH 6 3/4 X 8 1/16 10 1/8

Coming Soon!

1431

00- SVR 1211 SL  Flat (Spot) LH 6 3/4 X 8 1/16 10 1/8

1432
1433
1434
1438
1439
1440
1441
1442
1443
1444
1445
1446
1447
1448
1435
1436
1449

Coming Soon!

Expedition




Coming Soon!








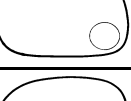



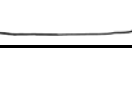
Coming Soon!








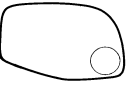








Coming Soon!

Coming Soon!



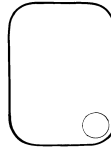

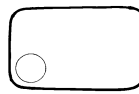



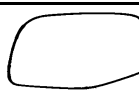





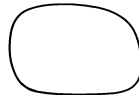
Explorer

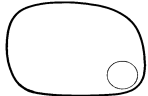






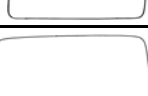





00-		SVR 1211 SR		Flat (Spot)	RH	6 3/4 X 8 1/16	10 1/8
00-	(OEM w/backing)	SVR F103		Convex	LH	6 1/2 X 2	6 1/2
00-	(OEM w/backing)	SVR F102		Convex	RH	6 1/2 X 2	6 1/2

97-02	(Manual / No Signal)	SVR 1206		Flat	LH	8 X 5 15/16	8 1/2
97-02	(Manual / No Signal)	SVR 1206 S		Flat (Spot)	LH	8 X 5 15/16	8 1/2
97-02	(Manual / No Signal)	SVR 1196		Convex	RH	8 1/16 X 6	8 9/16
97-02	(Manual / No Signal)	SVR 1196 S		Convex (Spot)	RH	8 1/16 X 6	8 9/16
97-02	(Power / No Signal)	SVR 1205		Flat	LH	7 7/8 X 5 13/16	8 3/8
97-02	(Power / No Signal)	SVR 1205 S		Flat (Spot)	LH	7 7/8 X 5 13/16	8 3/8
97-02	(Power / No Signal)	SVR 1195		Convex	RH	7 15/16 X 5 7/8	8 7/16
97-02	(Power / No Signal)	SVR 1195 S		Convex (Spot)	RH	7 15/16 X 5 7/8	8 7/16
97-02	(OEM w/backing / Po	SVR F108		Flat (Heated)	LH	8 1/4 X 6 1/4	8 3/8
97-02	(OEM w/backing / Po	SVR F109		Convex (Heated)	RH	8 5/16 X 6 1/8	8 3/8
03-		SVR 1433		Flat	LH	9 3/8 X 6 1/8	10 3/4
03-		SVR 1434		Convex	RH	9 3/8 X 6 1/16	10 1/2

1450		91-94	SVR 2005		Flat	LH	7 5/16 X 4 9/16	8 1/16
1451	Coming Soon!	91-94	SVR 2005 S		Flat (Spot)	LH	7 5/16 X 4 9/16	8 1/16
1452		91-94	SVR 2489		Convex	RH	7 3/8 X 4 1/2	8
1453		95-	SVR 1039		Flat	LH	7 1/4 X 4 3/4	8 3/16
1454	Coming Soon!	95-	SVR 1039 S		Flat (Spot)	LH	7 1/4 X 4 3/4	8 3/16
1437	<i>FORD TRUCKS/VANS (cont)</i>							
1449	<i>Explorer</i>							
1455	***	95-	SVR 1203		Flat	LH	7 3/8 X 4 3/4	8 1/8
1456		95-	SVR 1192		Convex	RH	7 7/16 X 4 7/8	8 3/16
1457	Coming Soon!	95-	SVR 1192 S		Convex (Spot)	RH	7 7/16 X 4 7/8	8 3/16
1458	***	02-	SVR 1301		Flat	LH	7 1/2 X 4 7/8	8 1/4
1459		02-	SVR 1302		Convex	RH	7 1/2 X 4 7/8	8 1/4
1460	<i>Explorer Sport/Sport Trac</i>							
1461		01-	SVR 1039		Flat	LH	7 1/4 X 4 3/4	8 3/16
1462	Coming Soon!	01-	SVR 1039 S		Flat (Spot)	LH	7 1/4 X 4 3/4	8 3/16
1463		01-	SVR 1192		Convex	RH	7 7/16 X 4 7/8	8 3/16
1464	Coming Soon!	01-	SVR 1192 S		Convex (Spot)	RH	7 7/16 X 4 7/8	8 3/16
1465	***	01-	SVR 1301		Flat	LH	7 1/2 X 4 7/8	8 1/4
1466		01-	SVR 1302		Convex	RH	7 1/2 X 4 7/8	8 1/4

1467	<i>Freestar</i>							
1468		04-	SVR F106		Flat (Heated/Signal)	LH	7 1/4 X 4 7/8	7 3/4
1469		04-	SVR F107		Convex (Heated/Signal)	RH	7 1/4 X 4 7/8	7 3/4
1470	<i>Pickup Full Size</i>							
1471		73-91	SVR 1000		Flat	L&R	5 5/8 X 8 5/8	9 1/8
1472	Coming Soon!	73-91	SVR 1000 SL		Flat (Spot)	LH	5 5/8 X 8 5/8	9 1/8
1473	Coming Soon!	73-91	SVR 1000 SR		Flat (Spot)	RH	5 5/8 X 8 5/8	9 1/8
1474		73-91	SVR 1001		Flat	L&R	9 X 6	10 5/16
1475	Coming Soon!	73-91	SVR 1001 SL		Flat (Spot)	LH	9 X 6	10 5/16
1476	Coming Soon!	73-91	SVR 1001 SR		Flat (Spot)	RH	9 X 6	10 5/16
1477		73-91	SVR 1014		Flat	L&R	8 13/16 X 5 13/16	10 1/8
1478	Coming Soon!	78-91	SVR 1014 SL		Flat (Spot)	LH	8 13/16 X 5 13/16	10 1/8
1490	<i>FORD TRUCKS/VANS (cont)</i>							
1491	<i>Pickup Full Size</i>							
1479	Coming Soon!	78-91	SVR 1014 SR		Flat (Spot)	RH	8 13/16 X 5 13/16	10 1/8
1480		73-91	SVR 1188		Flat	L&R	5 3/8 X 4 1/16	6 3/16
1481	Coming Soon!	73-91	SVR 1188 SL		Flat (Spot)	LH	5 3/8 X 4 1/16	6 3/16
1482	Coming Soon!	73-91	SVR 1188 SR		Flat (Spot)	RH	5 3/8 X 4 1/16	6 3/16

1483		73-91	SVR 0999		Flat	L&R	7 1/16 X 10 1/16	10 15/16
1484	Coming Soon!	73-91	SVR 0999 SL		Flat (Spot)	LH	7 1/16 X 10 1/16	10 15/16
1485	Coming Soon!	73-91	SVR 0999 SR		Flat (Spot)	RH	7 1/16 X 10 1/16	10 15/16
1486		73-96	SVR 1006		Flat	L&R	8 X 5	8 11/16
1487	Coming Soon!	73-96	SVR 1006 SL		Flat (Spot)	LH	8 X 5	8 11/16
1488	Coming Soon!	73-96	SVR 1006 SR		Flat (Spot)	RH	8 X 5	8 11/16
1489		73-96	SVR 1128		Convex	RH	8 X 5	8 11/16
1492	Coming Soon!	73-96	SVR 1128 S		Convex (Spot)	RH	8 X 5	8 11/16
1493		92-96	SVR 1025		Flat	LH	8 X 5	8 3/4
1494	Coming Soon!	92-96	SVR 1025 S		Flat (Spot)	LH	8 X 5	8 3/4
1495		92-96	SVR 1129		Convex	RH	7 15/16 X 5	8 3/4
1496	Coming Soon!	92-96	SVR 1129 S		Convex (Spot)	RH	7 15/16 X 5	8 3/4
1497		97-03 (Manual / No Signal)	SVR 1206		Flat	LH	8 X 5 15/16	8 1/2
1498	Coming Soon!	97-03 (Manual / No Signal)	SVR 1206 S		Flat (Spot)	LH	8 X 5 15/16	8 1/2
1499		97-03 (Manual / No Signal)	SVR 1196		Convex	RH	8 1/16 X 6	8 9/16

1500	Coming Soon!	97-03 (Manual / No Signal) SVR 1196 S		Convex (Spot)	RH	8 1/16 X 6	8 9/16
1501		97-03 (Power / No Signal) SVR 1205		Flat	LH	7 7/8 X 5 13/16	8 3/8
1502	Coming Soon!	97-03 (Power / No Signal) SVR 1205 S		Flat (Spot)	LH	7 7/8 X 5 13/16	8 3/8
1503		97-03 (Power / No Signal) SVR 1195		Convex	RH	7 15/16 X 5 7/8	8 7/16
1490	<i>FORD TRUCKS/VANS (cont)</i>						
1491	<i>Pickup Full Size</i>						
1504	Coming Soon!	97-03 (Power / No Signal) SVR 1195 S		Convex (Spot)	RH	7 15/16 X 5 7/8	8 7/16
1505		04- (Manual) SVR 1398		Flat	LH	8 1/8 X 6 7/8	10 1/8
1506		04- (Manual) SVR 1399		Convex	RH	8 1/4 X 6 7/8	10 3/16
1507		04- (Power) SVR 1400		Flat	LH	9 7/16 X 6 5/8	10 11/16
1508		04- (Power) SVR 1401		Convex	RH	9 X 6 5/8	10 1/4
1509	<i>Pickup - Super Duty</i>						
1510		99- SVR 1392		Flat	LH	6 3/4 X 8 1/16	10 1/8
1511		99- SVR 1211		Flat	RH	6 3/4 X 8 1/16	10 1/8
1512	Coming Soon!	99- SVR 1211 SL		Flat (Spot)	LH	6 3/4 X 8 1/16	10 1/8
1513	Coming Soon!	99- SVR 1211 SR		Flat (Spot)	RH	6 3/4 X 8 1/16	10 1/8

1514

99 SVR F101  Convex LH 6 1/2 X 2 6 1/2

1515

99 SVR F100  Convex RH 6 1/2 X 2 6 1/2

1516

00- SVR F103  Convex LH 6 1/2 X 2 6 1/2

1517

00- SVR F102  Convex RH 6 1/2 X 2 6 1/2

1520

99- SVR 1213  Flat LH 8 5/8 X 6 1/2 9 9/16

1521

99- SVR 1394  Flat RH 8 5/8 X 6 1/2 9 9/16

1522

99- SVR 1137  Convex RH 8 3/4 X 6 9/16 9 5/8

1523

99- (OEM w/backing) SVR F105  Flat (Heated/Signal) LH 8 5/8 X 6 1/2 9 9/16

1524

99- (OEM w/backing) SVR F104  Convex (Heated/Signal) RH 8 3/4 X 6 9/16 9 5/8

Coming Soon!

1525

99- SVR 1213 SL  Flat (Spot) LH 8 5/8 X 6 1/2 9 9/16

Coming Soon!

1526

99- SVR 1213 SR  Flat (Spot) RH 8 5/8 X 6 1/2 9 9/16

Coming Soon!

1527

99- SVR 1137 S  Convex (Spot) RH 8 3/4 X 6 9/16 9 5/8

1490

FORD TRUCKS/VANS (cont)

1528

Ranger Pickup

1529

83-92 SVR 1006  Flat L&R 8 X 5 8 11/16

Coming Soon!

1530

83-92 SVR 1006 SL  Flat (Spot) LH 8 X 5 8 11/16



















Coming Soon!

1531

83-92 SVR 1006 SR  Flat (Spot) RH 8 X 5 8 11/16


1532

83-92 SVR 1128  Convex RH 8 X 5 8 11/16

1533	Coming Soon!	83-92	SVR 1128 S		Convex (Spot)	RH 8 X 5	8 11/16
1534		83-92	SVR 1022		Flat	LH 5 11/16 X 4 1/4	7 3/16
1535		83-92	SVR 1127		Convex	RH 5 3/16 X 4 5/16	7 1/4
1536		83-92	SVR 1188		Flat	L&R 5 3/8 X 4 1/16	6 3/16
1537	Coming Soon!	83-92	SVR 1188 SL		Flat (Spot)	LH 5 3/8 X 4 1/16	6 3/16
1538	Coming Soon!	83-92	SVR 1188 SR		Flat (Spot)	RH 5 3/8 X 4 1/16	6 3/16
1539		93-97	SVR 1202		Flat	LH 7 3/8 X 4 1/2	7 11/16
1540	Coming Soon!	93-97	SVR 1202 S		Flat (Spot)	LH 7 3/8 X 4 1/2	7 11/16
1541		93-97	SVR 1191		Convex	RH 7 3/8 X 4 1/2	7 11/16
1542	Coming Soon!	93-97	SVR 1191 S		Convex (Spot)	RH 7 3/8 X 4 1/2	7 11/16
1543		93-	SVR 1038		Flat	LH 6 1/8 X 5 3/16	7 9/16
1546	Coming Soon!	93-	SVR 1038 S		Flat (Spot)	LH 6 1/8 X 5 3/16	7 9/16
1547		93-	SVR 1200		Convex	RH 6 5/16 X 5 3/16	7 9/16
1548	Coming Soon!	93-	SVR 1200 S		Convex (Spot)	RH 6 5/16 X 5 3/16	7 9/16
1549	New	93-	SVR 1223		Flat	LH 6 3/16 X 5 3/16	7 3/8
1550	Coming Soon!	93-	SVR 1223 S		Flat (Spot)	LH 6 3/16 X 5 3/16	7 3/8
1551		93-	SVR 1194		Convex	RH 6 3/8 X 5 1/4	7 1/2
1552	Coming Soon!	93-	SVR 1194 S		Convex (Spot)	RH 6 3/8 X 5 1/4	7 1/2

1553

Coming Soon!

95-	SVR 1039		Flat	LH	7 1/4 X 4 3/4	8 3/16
-----	----------	---	------	----	---------------	--------

1554

95-	SVR 1039 S		Flat (Spot)	LH	7 1/4 X 4 3/4	8 3/16
-----	------------	---	-------------	----	---------------	--------

1555

95-	SVR 1203		Flat	LH	7 3/8 X 4 3/4	8 1/8
-----	----------	---	------	----	---------------	-------

1556

95-	SVR 1192		Convex	RH	7 7/16 X 4 7/8	8 3/16
-----	----------	---	--------	----	----------------	--------

1490

FORD TRUCKS / VANS (cont)

1528

Ranger Pickup

Coming Soon!

95-	SVR 1192 S		Convex (Spot)	RH	7 7/16 X 4 7/8	8 3/16
-----	------------	---	---------------	----	----------------	--------

1557

Windstar

1558

1559

95-03	SVR 1029		Flat	LH	7 3/8 X 4 7/8	7 15/16
-------	----------	---	------	----	---------------	---------

1560

95-03	SVR 1029 H		Flat (Heated)	LH	7 3/8 X 4 7/8	7 15/16
-------	------------	---	---------------	----	---------------	---------

1561

Coming Soon!

95-03	SVR 1029 S		Flat (Spot)	LH	7 3/8 X 4 7/8	7 15/16
-------	------------	--	-------------	----	---------------	---------

1562


95-03	SVR 1180		Convex	RH	7 1/16 X 4 15/16	7 9/16
-------	----------	---	--------	----	------------------	--------

1563

95-03	SVR 1180 H		Convex (Heated)	RH	7 1/16 X 4 15/16	7 9/16
-------	------------	---	-----------------	----	------------------	--------

1564

Coming Soon!

95-03	SVR 1180 S		Convex (Spot)	RH	7 1/16 X 4 15/16	7 9/16
-------	------------	---	---------------	----	------------------	--------

1565


GMC TRUCKS / VANS

1566


Canyon

1567

1568

04-	SVR 1437		Flat	LH	7 15/16 X 5 15/16	9
-----	----------	---	------	----	-------------------	---

1569













04-	SVR 1438		Convex	RH	8 1/16 X 6	9 1/16
-----	----------	---	--------	----	------------	--------

1570




Denali





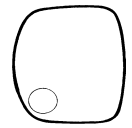

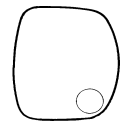


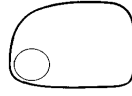




1571





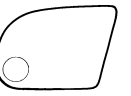







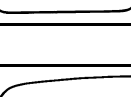

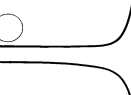
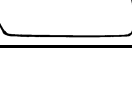
98-99 (Electro Fit Over)	SVR 1114		Flat	LH	8 1/4 X 4 3/4	9 3/4
--------------------------	----------	---	------	----	---------------	-------


1572	Coming Soon!	98-99 (Electro Fit Over)	SVR 1114 S		Flat (Spot)	LH	8 1/4 X 4 3/4	9 3/4
1573		98-99	SVR 1042		Convex	RH	8 1/2 X 4 7/8	9 7/8
1574	Coming Soon!	98-99	SVR 1042 S		Convex (Spot)	RH	8 1/2 X 4 7/8	9 7/8
1575		00-	SVR 1031		Flat	LH	9 5/8 X 6 1/8	10 3/8
1576		00-	SVR 1031 H		Flat (Heated)	LH	9 5/8 X 6 1/8	10 3/8
1579	Coming Soon!	00-	SVR 1031 S		Flat (Spot)	LH	9 5/8 X 6 1/8	10 3/8
1580	Coming Soon!	00-	SVR 1031 SH		Flat (Spot / Heated)	LH	9 5/8 X 6 1/8	10 3/8
1581		00- (Electro Fit Over)	SVR 1261		Flat	LH	9 5/16 X 6	10 1/8
1582		00-	SVR 1033		Convex	RH	9 3/4 X 6 1/4	10 1/2
1583		00-	SVR 1033 H		Convex (Heated)	RH	9 3/4 X 6 1/4	10 1/2
1584	Coming Soon!	00-	SVR 1033 S		Convex (Spot)	RH	9 3/4 X 6 1/4	10 1/2
1585	Coming Soon!	00-	SVR 1033 SH		Convex (Spot / Heated)	RH	9 3/4 X 6 1/4	10 1/2

GMC TRUCKS / VANS (cont)
Denali



















1586		00-	SVR 1386		Flat	LH	9 3/4 X 6 1/8	10 5/16
1587		00-	SVR 1386 H		Flat (Heated)	LH	9 3/4 X 6 1/8	10 5/16
1588		00-	SVR 1385		Convex	RH	9 3/4 X 6 1/8	10 5/16






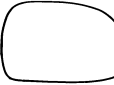
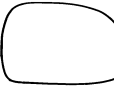










1589		00-	SVR 1385 H		Convex (Heated)	RH	9 3/4 X 6 1/8	10 5/16	
1590	N/A	00-	SVR 1154		Flat	LH	9 7/8 X 6 7/8	10 9/16	
1591	N/A	00-	SVR 1155		Flat	RH	9 3/4 X 6 3/4	10 5/8	
1592	New	00-	SVR 1221		Flat	LH	6 15/16 X 8 3/8	9 1/16	
1593	New	Coming Soon!	00-	SVR 1221 S		Flat (Spot)	LH	6 15/16 X 8 3/8	9 1/16
1594	New	00-	SVR 1238		Convex	RH	6 15/16 X 8 3/16	9 1/16	
1595	New	Coming Soon!	00-	SVR 1238 S		Convex (Spot)	RH	6 15/16 X 8 3/16	9 1/16
1596		<i>Envoy</i>							
1597		98	SVR 1044		Flat	LH	7 9/16 X 5 11/16	8 1/8	
1598		98	SVR 1044 H		Flat (Heated)	LH	7 9/16 X 5 11/16	8 1/8	
1599	Coming Soon!	98	SVR 1044 S		Flat (Spot)	LH	7 9/16 X 5 11/16	8 1/8	
1602	Coming Soon!	98	SVR 1044 SH		Flat (Spot / Heated)	LH	7 9/16 X 5 11/16	8 1/8	
1603		98	SVR 1166		Convex	RH	7 9/16 X 5 11/16	8 3/16	
1604		98	SVR 1166 H		Convex (Heated)	RH	7 9/16 X 5 11/16	8 3/16	
1605	Coming Soon!	98	SVR 1166 S		Convex (Spot)	RH	7 9/16 X 5 11/16	8 3/16	


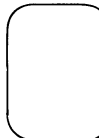
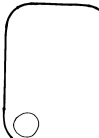







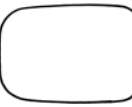



1606	Coming Soon!	98	SVR 1166 SH		Convex (Spot / Heated)	RH	7 9/16 X 5 11/16	8 3/16
1607		99-01	SVR 1077		Flat	LH	7 5/8 X 5 7/8	9 1/2
1608		99-01	SVR 1077 H		Flat (Heated)	LH	7 5/8 X 5 7/8	9 1/2
1609	Coming Soon!	99-01	SVR 1077 S		Flat (Spot)	LH	7 5/8 X 5 7/8	9 1/2
1600	<i>GMC TRUCKS / VANS (cont)</i>							
1601	<i>Envoy</i>							
1610	Coming Soon!	99-01	SVR 1077 SH		Flat (Spot / Heated)	LH	7 5/8 X 5 7/8	9 1/2
1611		99-01 (Electro Fit Over)	SVR 1265		Flat	LH	7 7/16 X 5 5/8	9 1/4
1612		99-01	SVR 1035		Convex	RH	7 5/8 X 5 7/8	9 1/2
1613		99-01	SVR 1035 H		Convex (Heated)	RH	7 5/8 X 5 7/8	9 1/2
1614	Coming Soon!	99-01	SVR 1035 S		Convex (Spot)	RH	7 5/8 X 5 7/8	9 1/2
1615	Coming Soon!	99-01	SVR 1035 SH		Convex (Spot / Heated)	RH	7 5/8 X 5 7/8	9 1/2
1616		02- (Electro Fit Over)	SVR 1294		Flat	LH	8 1/2 X 4 1/8	8 1/2
1617		02-	SVR 1295		Flat	LH	8 3/8 X 4 3/8	8 3/4
1618		02-	SVR 1296		Convex	RH	8 3/8 X 4 3/8	8 3/4
1619	<i>Jimmy - Mid Size</i>							
1620		91-98	SVR 1021		Flat	LH	8 5/8 X 4 15/16	10 3/16
1621	Coming Soon!	91-98	SVR 1021 S		Flat (Spot)	LH	8 5/8 X 4 15/16	10 3/16
1622		91-98	SVR 1199		Convex	RH	9 X 5 3/16	10 3/8



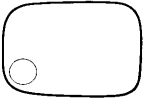
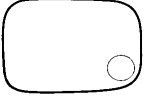



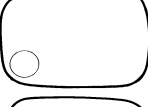










1623		95-	SVR 1005		Flat	LH	5 7/8 X 3 5/8	7 1/4
1624	Coming Soon!	95-	SVR 1005 S		Flat (Spot)	LH	5 7/8 X 3 5/8	7 1/4
1625		95-	SVR 1144		Convex	RH	5 15/16 X 3 11/16	7 1/4
1626		95-98	SVR 1044		Flat	LH	7 9/16 X 5 11/16	8 1/8
1629		95-98	SVR 1044 H		Flat (Heated)	LH	7 9/16 X 5 11/16	8 1/8
1630	Coming Soon!	95-98	SVR 1044 S		Flat (Spot)	LH	7 9/16 X 5 11/16	8 1/8
1631	Coming Soon!	95-98	SVR 1044 SH		Flat (Spot / Heated)	LH	7 9/16 X 5 11/16	8 1/8
1632		95-98	SVR 1166		Convex	RH	7 9/16 X 5 11/16	8 3/16
1633		95-98	SVR 1166 H		Convex (Heated)	RH	7 9/16 X 5 11/16	8 3/16
1634	Coming Soon!	95-98	SVR 1166 S		Convex (Spot)	RH	7 9/16 X 5 11/16	8 3/16
1635	Coming Soon!	95-98	SVR 1166 SH		Convex (Spot / Heated)	RH	7 9/16 X 5 11/16	8 3/16
1636		99-01	SVR 1077		Flat	LH	7 5/8 X 5 7/8	9 1/2
1653	<i>GMC TRUCKS / VANS (cont)</i>							
1654	<i>Jimmy - Mid Size</i>							
1637		99-01	SVR 1077 H		Flat (Heated)	LH	7 5/8 X 5 7/8	9 1/2
1638	Coming Soon!	99-01	SVR 1077 S		Flat (Spot)	LH	7 5/8 X 5 7/8	9 1/2
1639	Coming Soon!	99-01	SVR 1077 SH		Flat (Spot / Heated)	LH	7 5/8 X 5 7/8	9 1/2
1640		99-01 (Electro Fit Over)	SVR 1265		Flat	LH	7 7/16 X 5 5/8	9 1/4

















1641		99-01	SVR 1035		Convex	RH	7 5/8 X 5 7/8	9 1/2	
1642		99-01	SVR 1035 H		Convex (Heated)	RH	7 5/8 X 5 7/8	9 1/2	
1643	Coming Soon!	99-01	SVR 1035 S		Convex (Spot)	RH	7 5/8 X 5 7/8	9 1/2	
1644	Coming Soon!	99-01	SVR 1035 SH		Convex (Spot / Heated)	RH	7 5/8 X 5 7/8	9 1/2	
1645	<i>Jimmy S-15 / Sonoma Pickup S-15</i>								
1646		82-94	SVR 1003		Flat	LH	7 3/4 X 5 3/4	9 1/4	
1647	Coming Soon!	82-94	SVR 1003 S		Flat (Spot)	LH	7 3/4 X 5 3/4	9 1/4	
1648		82-94	SVR 1004		Flat	RH	7 11/16 X 5 5/8	9 1/4	
1649	Coming Soon!	82-94	SVR 1004 S		Flat (Spot)	RH	7 11/16 X 5 5/8	9 1/4	
1650		82-94	SVR 1103		Convex	RH	7 11/16 X 5 11/16	9 1/4	
1651	Coming Soon!	82-94	SVR 1103 S		Convex (Spot)	RH	7 11/16 X 5 11/16	9 1/4	
1652		82-94	SVR 1005		Flat	LH	5 7/8 X 3 5/8	7 1/4	
1655	Coming Soon!	82-94	SVR 1005 S		Flat (Spot)	LH	5 7/8 X 3 5/8	7 1/4	
1656		82-94	SVR 1413		Flat	RH	5 7/8 X 4 1/8	7 1/2	
1657		82-94	SVR 1104		Convex	RH	6 X 3 5/8	7 1/2	
1658		82-94	SVR 1144		Convex	RH	5 15/16 X 3 11/16	7 1/4	
1659	New	90-94	SVR 1133		Flat	LH	5 15/16 X 3 9/16	6 13/16	
1660	New	Coming Soon!	90-94	SVR 1133 S		Flat (Spot)	LH	5 15/16 X 3 9/16	6 13/16
1661		90-94	SVR 1056		Convex	RH	5 7/8 X 3 9/16	6 11/16	

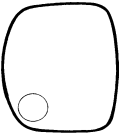
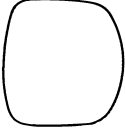
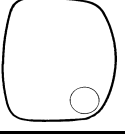











1662	Coming Soon!	90-94	SVR 1056 S		Convex (Spot)	RH	5 7/8 X 3 9/16	6 11/16
1663		95-98	SVR 1044		Flat	LH	7 9/16 X 5 11/16	8 1/8
1664		95-98	SVR 1044 H		Flat (Heated)	LH	7 9/16 X 5 11/16	8 1/8
1680	<i>GMC TRUCKS / VANS (cont)</i>							
1681	<i>Jimmy S-15 / Sonoma Pickup S-15</i>							
1665	Coming Soon!	95-98	SVR 1044 S		Flat (Spot)	LH	7 9/16 X 5 11/16	8 1/8
1666	Coming Soon!	95-98	SVR 1044 SH		Flat (Spot / Heated)	LH	7 9/16 X 5 11/16	8 1/8
1667		95-98	SVR 1166		Convex	RH	7 9/16 X 5 11/16	8 3/16
1668		95-98	SVR 1166 H		Convex (Heated)	RH	7 9/16 X 5 11/16	8 3/16
1669	Coming Soon!	95-98	SVR 1166 S		Convex (Spot)	RH	7 9/16 X 5 11/16	8 3/16
1670	Coming Soon!	95-98	SVR 1166 SH		Convex (Spot / Heated)	RH	7 9/16 X 5 11/16	8 3/16
1671		99-	SVR 1077		Flat	LH	7 5/8 X 5 7/8	9 1/2
1672		99-	SVR 1077 H		Flat (Heated)	LH	7 5/8 X 5 7/8	9 1/2
1673	Coming Soon!	99-	SVR 1077 S		Flat (Spot)	LH	7 5/8 X 5 7/8	9 1/2
1674	Coming Soon!	99-	SVR 1077 SH		Flat (Spot / Heated)	LH	7 5/8 X 5 7/8	9 1/2
1675		99- (Electro Fit Over)	SVR 1265		Flat	LH	7 7/16 X 5 5/8	9 1/4
1676		99-	SVR 1035		Convex	RH	7 5/8 X 5 7/8	9 1/2
1677		99-	SVR 1035 H		Convex (Heated)	RH	7 5/8 X 5 7/8	9 1/2
1678	Coming Soon!	99-	SVR 1035 S		Convex (Spot)	RH	7 5/8 X 5 7/8	9 1/2

1679		Coming Soon!	99-	SVR 1035 SH		Convex (Spot / Heated)	RH	7 5/8 X 5 7/8	9 1/2
1681									
1682			73-79	SVR 0999		Flat	L&R	7 1/16 X 10 1/16	10 15/16
		Coming Soon!	73-79	SVR 0999 SL		Flat (Spot)	LH	7 1/16 X 10 1/16	10 15/16
1683									
1684		Coming Soon!	73-79	SVR 0999 SR		Flat (Spot)	RH	7 1/16 X 10 1/16	10 15/16
1685	New		73-79	SVR 1110		Flat	L&R	5 13/16 X 4 1/2	6 3/4
1686	New	Coming Soon!	73-79	SVR 1110 SL		Flat (Spot)	LH	5 13/16 X 4 1/2	6 3/4
1687	New	Coming Soon!	73-79	SVR 1110 SR		Flat (Spot)	RH	5 13/16 X 4 1/2	6 3/4
1688			73-87	SVR 1188		Flat	L&R	5 3/8 X 4 1/16	6 3/16
1689		Coming Soon!	73-87	SVR 1188 SL		Flat (Spot)	LH	5 3/8 X 4 1/16	6 3/16
1690		Coming Soon!	73-87	SVR 1188 SR		Flat (Spot)	RH	5 3/8 X 4 1/16	6 3/16
1704									
1705									
1691			80-94	SVR 1002		Flat	L&R	8 7/8 X 6 1/2	9 5/8
1692		Coming Soon!	80-94	SVR 1002 SL		Flat (Spot)	LH	8 7/8 X 6 1/2	9 5/8
1693		Coming Soon!	80-94	SVR 1002 SR		Flat (Spot)	RH	8 7/8 X 6 1/2	9 5/8
1694			80-94	SVR 1063		Flat	L&R	8 15/16 X 6 3/8	9 9/16

GMC TRUCKS / VANS (cont)
Jimmy/Suburban/Yukon

1695	Coming Soon!	80-94	SVR 1063 SL		Flat (Spot)	LH	8 15/16 X 6 3/8	9 9/16
1696	Coming Soon!	80-94	SVR 1063 SR		Flat (Spot)	RH	8 15/16 X 6 3/8	9 9/16
1697		80-94	SVR 1112		Convex	RH	8 7/8 X 6 3/8	9 5/8
1698	Coming Soon!	80-94	SVR 1112 S		Convex (Spot)	RH	8 7/8 X 6 3/8	9 5/8
1699		80-94	SVR 1020		Flat	L&R	9 1/8 X 6 3/8	9 5/8
1700	Coming Soon!	80-94	SVR 1020 SL		Flat (Spot)	LH	9 1/8 X 6 3/8	9 5/8
1701	Coming Soon!	80-94	SVR 1020 SR		Flat (Spot)	RH	9 1/8 X 6 3/8	9 5/8
1702		80-94	SVR 1118		Convex	RH	9 1/8 X 6 3/8	9 9/16
1703	Coming Soon!	80-94	SVR 1118 S		Convex (Spot)	RH	9 1/8 X 6 3/8	9 9/16
1706		90-99	SVR 1036		Flat	LH	8 5/8 X 5	10 1/16
1707	Coming Soon!	90-99	SVR 1036 S		Flat (Spot)	LH	8 5/8 X 5	10 1/16
1708		90-99	SVR 1190		Convex	RH	9 1/4 X 5 3/8	10 5/16
1709	Coming Soon!	90-99	SVR 1190 S		Convex (Spot)	RH	9 1/4 X 5 3/8	10 5/16
1710		90-99	SVR 1158		Convex	RH	9 3/16 X 5 3/16	10 3/16
1711	Coming Soon!	90-99	SVR 1158 S		Convex (Spot)	RH	9 3/16 X 5 3/16	10 3/16
1712		91-98	SVR 1021		Flat	LH	8 5/8 X 4 15/16	10 3/16

1713		Coming Soon!	91-98	SVR 1021 S		Flat (Spot)	LH	8 5/8 X 4 15/16	10 3/16
1714			91-98	SVR 1199		Convex	RH	9 X 5 3/16	10 3/8
1715			92-98	SVR 1201		Flat	LH	8 11/16 X 5	10 1/16
1729	<i>GMC TRUCKS/VANS (cont)</i>								
1730	<i>Jimmy/Suburban/Yukon</i>								
1716		Coming Soon!	92-98	SVR 1201 S		Flat (Spot)	LH	8 11/16 X 5	10 1/16
1717			92-98	SVR 1197		Convex	RH	8 15/16 X 5 5/16	10 3/8
1718			98-99 (Electro Fit Over)	SVR 1114		Flat	LH	8 1/4 X 4 3/4	9 3/4
1719		Coming Soon!	98-99 (Electro Fit Over)	SVR 1114 S		Flat (Spot)	LH	8 1/4 X 4 3/4	9 3/4
1720			98-99	SVR 1042		Convex	RH	8 1/2 X 4 7/8	9 7/8
1721		Coming Soon!	98-99	SVR 1042 S		Convex (Spot)	RH	8 1/2 X 4 7/8	9 7/8
1722	New		95-99	SVR 1220		Flat	LH	8 11/16 X 5	10
1723	New	Coming Soon!	95-99	SVR 1220 S		Flat (Spot)	LH	8 11/16 X 5	10
1724	New		95-99	SVR 1237		Convex	RH	9 3/8 X 5 7/16	10 5/16
1725	New	Coming Soon!	95-99	SVR 1237 S		Convex (Spot)	RH	9 3/8 X 5 7/16	10 5/16
1726	N/A		00-	SVR 1154		Flat	LH	9 7/8 X 6 7/8	10 9/16
1727	N/A		00-	SVR 1155		Flat	RH	9 3/4 X 6 3/4	10 5/8
1728	New		00-	SVR 1221		Flat	LH	6 15/16 X 8 3/8	9 1/16

1731	New	Coming Soon!	00-	SVR 1221 S		Flat (Spot)	LH	6 15/16 X 8 3/8	9 1/16
1732	New		00-	SVR 1238		Convex	RH	6 15/16 X 8 3/16	9 1/16
1733	New	Coming Soon!	00-	SVR 1238 S		Convex (Spot)	RH	6 15/16 X 8 3/16	9 1/16
1734			00-	SVR 1031		Flat	LH	9 5/8 X 6 1/8	10 3/8
1735			00-	SVR 1031 H		Flat (Heated)	LH	9 5/8 X 6 1/8	10 3/8
1736		Coming Soon!	00-	SVR 1031 S		Flat (Spot)	LH	9 5/8 X 6 1/8	10 3/8
1737		Coming Soon!	00-	SVR 1031 SH		Flat (Spot / Heated)	LH	9 5/8 X 6 1/8	10 3/8
1738			00-	(Electro Fit Over) SVR 1261		Flat	LH	9 5/16 X 6	10 1/8
1739			00-	SVR 1033		Convex	RH	9 3/4 X 6 1/4	10 1/2
1729	<i>GMC TRUCKS / VANS (cont)</i>								
1730	<i>Jimmy/Suburban/Yukon</i>								
1740			00-	SVR 1033 H		Convex (Heated)	RH	9 3/4 X 6 1/4	10 1/2
1741		Coming Soon!	00-	SVR 1033 S		Convex (Spot)	RH	9 3/4 X 6 1/4	10 1/2
1742		Coming Soon!	00-	SVR 1033 SH		Convex (Spot / Heated)	RH	9 3/4 X 6 1/4	10 1/2
1743			00-	SVR 1386		Flat	LH	9 3/4 X 6 1/8	10 5/16
1744			00-	SVR 1386 H		Flat (Heated)	LH	9 3/4 X 6 1/8	10 5/16

1745

00-

SVR 1385



Convex

RH 9 3/4 X 6 1/8

10 5/16

1746

00-

SVR 1385 H



Convex (Heated)

RH 9 3/4 X 6 1/8

10 5/16


1747

Pickup C/K Truck

1748

73-87

SVR 1188



Flat

L&R 5 3/8 X 4 1/16

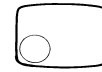
6 3/16

1749

Coming Soon!

73-87

SVR 1188 SL



Flat (Spot)

LH 5 3/8 X 4 1/16

6 3/16

1750

Coming Soon!

73-87

SVR 1188 SR



Flat (Spot)

RH 5 3/8 X 4 1/16

6 3/16

1751

New

73-87

SVR 1110



Flat

L&R 5 13/16 X 4 1/2

6 3/4

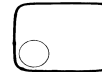
1752

New

Coming Soon!

73-87

SVR 1110 SL



Flat (Spot)

LH 5 13/16 X 4 1/2

6 3/4

1755

New

Coming Soon!

73-87

SVR 1110 SR



Flat (Spot)

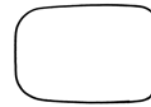
RH 5 13/16 X 4 1/2

6 3/4

1756

73-01

SVR 1002



Flat

L&R 8 7/8 X 6 1/2

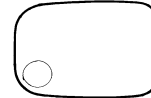
9 5/8

1757

Coming Soon!

73-01

SVR 1002 SL



Flat (Spot)

LH 8 7/8 X 6 1/2

9 5/8

1758

Coming Soon!

73-01

SVR 1002 SR



Flat (Spot)

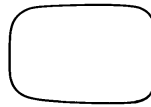
RH 8 7/8 X 6 1/2

9 5/8

1759

73-01

SVR 1063



Flat

L&R 8 15/16 X 6 3/8

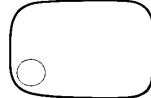
9 9/16

1760

Coming Soon!

73-01

SVR 1063 SL



Flat (Spot)

LH 8 15/16 X 6 3/8


9 9/16

1761

Coming Soon!

73-01

SVR 1063 SR



Flat (Spot)

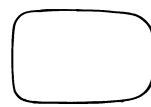
RH 8 15/16 X 6 3/8

9 9/16

1762

73-01

SVR 1112



Convex

RH 8 7/8 X 6 3/8

9 5/8

1763

Coming Soon!

73-01

SVR 1112 S










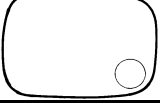



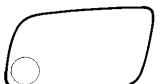


Convex (Spot)

RH 8 7/8 X 6 3/8

9 5/8

1764
1776
1777

GMC TRUCKS / VANS (cont)
Pickup C/K Truck

73-01	SVR 0999		Flat	L&R	7 1/16 X 10 1/16	10 15/16	
Coming Soon!	73-01	SVR 0999 SL		Flat (Spot)	LH	7 1/16 X 10 1/16	10 15/16
Coming Soon!	73-01	SVR 0999 SR		Flat (Spot)	RH	7 1/16 X 10 1/16	10 15/16
1767	88-01	SVR 1020		Flat	L&R	9 1/8 X 6 3/8	9 5/8
Coming Soon!	88-01	SVR 1020 SL		Flat (Spot)	LH	9 1/8 X 6 3/8	9 5/8
Coming Soon!	88-01	SVR 1020 SR		Flat (Spot)	RH	9 1/8 X 6 3/8	9 5/8
1770	88-01	SVR 1118		Convex	RH	9 1/8 X 6 3/8	9 9/16
Coming Soon!	88-01	SVR 1118 S		Convex (Spot)	RH	9 1/8 X 6 3/8	9 9/16
1772	88-01	SVR 1266		Flat	LH	5 3/4 X 4 1/16	7 1/2
1773	88-01	SVR 1267		Convex	RH	5 3/4 X 4 1/16	7 1/2
1774	97-01	SVR 1036		Flat	LH	8 5/8 X 5	10 1/16
Coming Soon!	97-01	SVR 1036 S		Flat (Spot)	LH	8 5/8 X 5	10 1/16
1778	97-01	SVR 1158		Convex	RH	9 3/16 X 5 3/16	10 3/16
Coming Soon!	97-01	SVR 1158 S		Convex (Spot)	RH	9 3/16 X 5 3/16	10 3/16

1765

1766

1767

1768

1769

1770

1771

1772


















1773



















1774

1775

1778


1779

1780	New		97-01 (Power)	SVR 1220		Flat	LH	8 11/16 X 5	10
1781	New	Coming Soon!	97-01 (Power)	SVR 1220 S		Flat (Spot)	LH	8 11/16 X 5	10
1782	New		97-01 (Power)	SVR 1237		Convex	RH	9 3/8 X 5 7/16	10 5/16
1783	New	Coming Soon!	97-01 (Power)	SVR 1237 S		Convex (Spot)	RH	9 3/8 X 5 7/16	10 5/16
1784			92-99	SVR 1201		Flat	LH	8 11/16 X 5	10 1/16
1785		Coming Soon!	92-99	SVR 1201 S		Flat (Spot)	LH	8 11/16 X 5	10 1/16
1786			92-99	SVR 1190		Convex	RH	9 1/4 X 5 3/8	10 5/16
1787		Coming Soon!	92-99	SVR 1190 S		Convex (Spot)	RH	9 1/4 X 5 3/8	10 5/16
1788			94-96	SVR 1028		Flat	LH	8 5/8 X 5	10 3/16
1789		Coming Soon!	94-96	SVR 1028 S		Flat (Spot)	LH	8 5/8 X 5	10 3/16
1790			94-96	SVR 1148		Convex	RH	9 3/16 X 5 3/16	10 1/4
1776	<i>GMC TRUCKS/VANS (cont)</i>								
1777	<i>Pickup C/K Truck</i>								
1791		Coming Soon!	94-96	SVR 1148 S		Convex (Spot)	RH	9 3/16 X 5 3/16	10 1/4
1792			97-99	SVR 1197		Convex	RH	8 15/16 X 5 5/16	10 3/8
1793	<i>Safari-Mini Van</i>								
1794			85	SVR 1003		Flat	LH	7 3/4 X 5 3/4	9 1/4
1795	New	Coming Soon!	85	SVR 1003 S		Flat (Spot)	LH	7 3/4 X 5 3/4	9 1/4
1796			85	SVR 1004		Flat	RH	7 11/16 X 5 5/8	9 1/4
1797		Coming Soon!	85	SVR 1004 S		Flat (Spot)	RH	7 11/16 X 5 5/8	9 1/4

1798		85	SVR 1103		Convex	RH	7 11/16 X 5 11/16	9 1/4
1799	Coming Soon!	85	SVR 1103 S		Convex (Spot)	RH	7 11/16 X 5 11/16	9 1/4
1800		86-87	SVR 1264		Flat	LH	8 5/16 X 5 7/8	9 15/16
1801		86-87	SVR 1122		Convex	RH	8 3/16 X 5 11/16	9 7/8
1802		86-87	SVR 1322		Flat	LH	7 1/16 X 4 3/4	8 3/8
1805		86-87	SVR 1323		Flat	RH	6 15/16 X 4 3/4	8 3/8
1806		86-87	SVR 1324		Convex	RH	6 15/16 X 4 3/4	8 3/8
1807		88-89	SVR 1021		Flat	LH	8 5/8 X 4 15/16	10 3/16
1808	Coming Soon!	88-89	SVR 1021 S		Flat (Spot)	LH	8 5/8 X 4 15/16	10 3/16
1809		88-89	SVR 1116		Convex	RH	9 1/8 X 5 3/16	10 1/16
1810		90-98	SVR 1028		Flat	LH	8 5/8 X 5	10 3/16
1811	Coming Soon!	90-98	SVR 1028 S		Flat (Spot)	LH	8 5/8 X 5	10 3/16
1812		90-98	SVR 1148		Convex	RH	9 3/16 X 5 3/16	10 1/4
1813	Coming Soon!	90-98	SVR 1148 S		Convex (Spot)	RH	9 3/16 X 5 3/16	10 1/4
1814		90-98	SVR 1201		Flat	LH	8 11/16 X 5	10 1/16
1815	Coming Soon!	90-98	SVR 1201 S		Flat (Spot)	LH	8 11/16 X 5	10 1/16
1816		90-98	SVR 1199		Convex	RH	9 X 5 3/16	10 3/8
1817		92-99	SVR 1190		Convex	RH	9 1/4 X 5 3/8	10 5/16

1818
1776
1777

Coming Soon!
GMC TRUCKS / VANS (cont)
Safari-Mini Van


92-99	SVR 1190 S		Convex (Spot)	RH	9 1/4 X 5 3/8	10 5/16
-------	------------	---	---------------	----	---------------	---------

1819

99-	SVR 1115		Flat	LH	8 5/8 X 5 1/16	10 1/4
-----	----------	---	------	----	----------------	--------

1820

Coming Soon!

99-	SVR 1115 S		Flat (Spot)	LH	8 5/8 X 5 1/16	10 1/4
-----	------------	---	-------------	----	----------------	--------

1821


99-	SVR 1040		Convex	RH	9 X 5 1/4	10 3/8
-----	----------	---	--------	----	-----------	--------

1822

Coming Soon!

1823

Savana Van


99-	SVR 1040 S		Convex (Spot)	RH	9 X 5 1/4	10 3/8
-----	------------	---	---------------	----	-----------	--------

1824

96-	SVR 1185		Flat	L&R	7 3/16 X 10 1/8	11
-----	----------	---	------	-----	-----------------	----


1825

Coming Soon!

96-	SVR 1185 SL		Flat (Spot)	LH	7 3/16 X 10 1/8	11
-----	-------------	--	-------------	----	-----------------	----

1826


Coming Soon!

96-	SVR 1185 SR		Flat (Spot)	RH	7 3/16 X 10 1/8	11
-----	-------------	---	-------------	----	-----------------	----

1829

96- (Upper)	SVR 1431		Flat	L&R	9 3/4 X 6 3/8	10 3/4
-------------	----------	---	------	-----	---------------	--------

1830

96- (Lower)	SVR 1432		Convex	L&R	6 3/8 X 5 13/16	7 5/8
-------------	----------	---	--------	-----	-----------------	-------

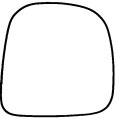
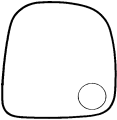












1831












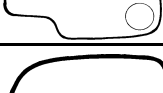



96-02	SVR 1073		Flat	LH	7 1/8 X 7 7/8	9 1/8
-------	----------	---	------	----	---------------	-------

1832

Coming Soon!

96-02	SVR 1073 S		Flat (Spot)	LH	7 1/8 X 7 7/8	9 1/8
-------	------------	---	-------------	----	---------------	-------

1833			96-02	SVR 1132		Convex	RH	7 1/8 X 7 7/8	9 1/8
1834		Coming Soon!	96-02	SVR 1132 S		Convex (Spot)	RH	7 1/8 X 7 7/8	9 1/8
1835			96-	SVR 1178		Flat	L&R	10 3/16 X 7 1/2	11 5/8
1836		Coming Soon!	96-	SVR 1178 SL		Flat (Spot)	LH	10 3/16 X 7 1/2	11 5/8
1837		Coming Soon!	96-	SVR 1178 SR		Flat (Spot)	RH	10 3/16 X 7 1/2	11 5/8
1838		<i>Sierra Pick Up</i>							
1839	N/A		98-01 (Early Design)	SVR 1220		Flat	LH	8 11/16 X 5	10
1840	N/A	Coming Soon!	98-01 (Early Design)	SVR 1220 S		Flat (Spot)	LH	8 11/16 X 5	10
1852	<i>GMC TRUCKS/VANS (cont)</i>								
1853		<i>Sierra Pick Up</i>							
1841	N/A		98-01 (Early Design)	SVR 1237		Convex	RH	9 3/8 X 5 7/16	10 5/16
1842	New	Coming Soon!	98-01 (Early Design)	SVR 1237 S		Convex (Spot)	RH	9 3/8 X 5 7/16	10 5/16
1843	N/A		98-01 (Early Design)	SVR 1036		Flat	LH	8 5/8 X 5	10 1/16
1844	N/A	Coming Soon!	98-01 (Early Design)	SVR 1036 S		Flat (Spot)	LH	8 5/8 X 5	10 1/16
1845	N/A		98-01 (Early Design)	SVR 1158		Convex	RH	9 3/16 X 5 3/16	10 3/16
1846		Coming Soon!	98-01 (Early Design)	SVR 1158 S		Convex (Spot)	RH	9 3/16 X 5 3/16	10 3/16
1847	N/A		98-01 (Early Design)	SVR 1190		Convex	RH	9 1/4 X 5 3/8	10 5/16

1848	Coming Soon!	98-01 (Early Design)	SVR 1190 S		Convex (Spot)	RH	9 1/4 X 5 3/8	10 5/16
1849	N/A	99- (Telescoping)	SVR 1154		Flat	LH	9 7/8 X 6 7/8	10 9/16
1850	N/A	99- (Telescoping)	SVR 1155		Flat	RH	9 3/4 X 6 3/4	10 5/8
1851		99-	SVR 1031		Flat	LH	9 5/8 X 6 1/8	10 3/8
1854		99-	SVR 1031 H		Flat (Heated)	LH	9 5/8 X 6 1/8	10 3/8
1855	Coming Soon!	99-	SVR 1031 S		Flat (Spot)	LH	9 5/8 X 6 1/8	10 3/8
1856	Coming Soon!	99-	SVR 1031 SH		Flat (Spot / Heated)	LH	9 5/8 X 6 1/8	10 3/8
1857		99-	SVR 1033		Convex	RH	9 3/4 X 6 1/4	10 1/2
1858		99-	SVR 1033 H		Convex (Heated)	RH	9 3/4 X 6 1/4	10 1/2
1859	Coming Soon!	99-	SVR 1033 S		Convex (Spot)	RH	9 3/4 X 6 1/4	10 1/2
1860	Coming Soon!	99-	SVR 1033 SH		Convex (Spot / Heated)	RH	9 3/4 X 6 1/4	10 1/2
1861		99-	SVR 1386		Flat	LH	9 3/4 X 6 1/8	10 5/16
1862		99-	SVR 1386 H		Flat (Heated)	LH	9 3/4 X 6 1/8	10 5/16
1863		99-	SVR 1385		Convex	RH	9 3/4 X 6 1/8	10 5/16
1864		99-	SVR 1385 H		Convex (Heated)	RH	9 3/4 X 6 1/8	10 5/16

GMC TRUCKS / VANS (cont)
Sierra Pick Up

1852
1853

1865 New

Coming Soon!

1866 New

1867 New

Coming Soon!

1868 New

1869

Sprint

1870

1871

1872

1873

1874

1875

1876

1877

1878

1880


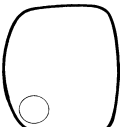

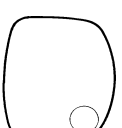
Van - Full Size










1881

1882

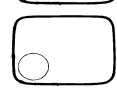
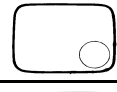












1883

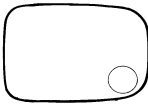








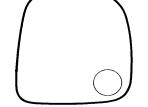

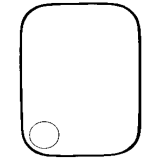
1884 New

99-	SVR 1221		Flat	LH	6 15/16 X 8 3/8	9 1/16
99-	SVR 1221 S		Flat (Spot)	LH	6 15/16 X 8 3/8	9 1/16
99-	SVR 1238		Convex	RH	6 15/16 X 8 3/16	9 1/16
99-	SVR 1238 S		Convex (Spot)	RH	6 15/16 X 8 3/16	9 1/16

73-87	SVR 1187		Flat	LH	5 5/16 X 3 1/8	5 3/8
73-87	SVR 1407		Flat	RH	5 1/4 X 3 1/8	5 3/8
73-87	SVR 1086		Convex	RH	5 3/8 X 3 1/8	5 3/8
73-87	SVR 1308		Flat	L&R	5 3/8 X 2 7/8	5 5/16
73-87	SVR 1309		Convex	RH	5 3/8 X 2 7/8	5 5/16
73-87	SVR 1403		Flat	L&R	5 1/8 X 3 7/16	5 1/4
73-87	SVR 1404		Convex	RH	5 1/16 X 3 7/16	5 1/4
86-87	SVR 1048		Flat	LH	5 3/4 X 3 1/8	7 3/16
86-87	SVR 1100		Convex	RH	6 3/16 X 3 1/16	7 1/2



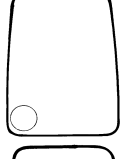



70-96	SVR 1188		Flat	L&R	5 3/8 X 4 1/16	6 3/16
70-96	SVR 1188 SL		Flat (Spot)	LH	5 3/8 X 4 1/16	6 3/16
70-96	SVR 1188 SR		Flat (Spot)	RH	5 3/8 X 4 1/16	6 3/16
70-96	SVR 1110		Flat	L&R	5 13/16 X 4 1/2	6 3/4

1885	New	Coming Soon!	70-96	SVR 1110 SL		Flat (Spot)	LH	5 13/16 X 4 1/2	6 3/4
1886	New	Coming Soon!	70-96	SVR 1110 SR		Flat (Spot)	RH	5 13/16 X 4 1/2	6 3/4
1887			70-96 (Power)	SVR 1326		Flat	L&R	9 1/16 X 6 1/8	9 3/8
1888	New		70-96 (Power)	SVR 1327		Convex	RH	9 1/16 X 6 1/8	9 3/8
1889			73-79	SVR 0999		Flat	L&R	7 1/16 X 10 1/16	10 15/16
1890		Coming Soon!	73-79	SVR 0999 SL		Flat (Spot)	LH	7 1/16 X 10 1/16	10 15/16
1902	<i>GMC TRUCKS / VANS (cont)</i>								
1903	<i>Van - Full Size</i>								
1891		Coming Soon!	73-79	SVR 0999 SR		Flat (Spot)	RH	7 1/16 X 10 1/16	10 15/16
1892			80-95	SVR 1002		Flat	L&R	8 7/8 X 6 1/2	9 5/8
1893		Coming Soon!	80-95	SVR 1002 SL		Flat (Spot)	LH	8 7/8 X 6 1/2	9 5/8
1894		Coming Soon!	80-95	SVR 1002 SR		Flat (Spot)	RH	8 7/8 X 6 1/2	9 5/8
1895			80-95	SVR 1063		Flat	L&R	8 15/16 X 6 3/8	9 9/16
1896		Coming Soon!	80-95	SVR 1063 SL		Flat (Spot)	LH	8 15/16 X 6 3/8	9 9/16
1897		Coming Soon!	80-95	SVR 1063 SR		Flat (Spot)	RH	8 15/16 X 6 3/8	9 9/16
1898			80-95	SVR 1112		Convex	RH	8 7/8 X 6 3/8	9 5/8







1899	Coming Soon!	80-95	SVR 1112 S		Convex (Spot)	RH	8 7/8 X 6 3/8	9 5/8
1900		88-95	SVR 1020		Flat	L&R	9 1/8 X 6 3/8	9 5/8
1901	Coming Soon!	88-95	SVR 1020 SL		Flat (Spot)	LH	9 1/8 X 6 3/8	9 5/8
1904	Coming Soon!	88-95	SVR 1020 SR		Flat (Spot)	RH	9 1/8 X 6 3/8	9 5/8
1905		88-95	SVR 1118		Convex	RH	9 1/8 X 6 3/8	9 9/16
1906	Coming Soon!	88-95	SVR 1118 S		Convex (Spot)	RH	9 1/8 X 6 3/8	9 9/16
1907		96-02	SVR 1073		Flat	LH	7 1/8 X 7 7/8	9 1/8
1908	Coming Soon!	96-02	SVR 1073 S		Flat (Spot)	LH	7 1/8 X 7 7/8	9 1/8
1909		96-02	SVR 1132		Convex	RH	7 1/8 X 7 7/8	9 1/8
1910	Coming Soon!	96-02	SVR 1132 S		Convex (Spot)	RH	7 1/8 X 7 7/8	9 1/8
1911		96-02	SVR 1185		Flat	L&R	7 3/16 X 10 1/8	11
1912	Coming Soon!	96-02	SVR 1185 SL		Flat (Spot)	LH	7 3/16 X 10 1/8	11

GMC TRUCKS/VANS (cont)
Van - Full Size

1902
1903

















1913	Coming Soon!	96-02	SVR 1185 SR		Flat (Spot)	RH	7 3/16 X 10 1/8	11
1914		96-02	SVR 1178		Flat	L&R	10 3/16 X 7 1/2	11 5/8
1915	Coming Soon!	96-02	SVR 1178 SL		Flat (Spot)	LH	10 3/16 X 7 1/2	11 5/8
1916	Coming Soon!	96-02	SVR 1178 SR		Flat (Spot)	RH	10 3/16 X 7 1/2	11 5/8
1917		96-02 (Upper)	SVR 1431		Flat	L&R	9 3/4 X 6 3/8	10 3/4
1918		96-02 (Lower)	SVR 1432		Convex	L&R	6 3/8 X 5 13/16	7 5/8


















GEO













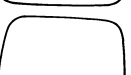


1920								
1921								
			<i>Metro</i>					
1922		89-97	SVR 1262		Flat	LH	6 3/16 X 3 1/2	6 3/8
1923		89-97	SVR 1263		Convex	RH	6 9/16 X 3 5/8	7 1/4
1924			<i>Prizm</i>					
1925		89-90	SVR 2024		Flat	LH	6 1/2 X 3 3/4	6 5/8
1926		89-90	SVR 1084		Convex	RH	6 9/16 X 3 11/16	6 11/16
1927		93-97	SVR 2306		Flat	LH	6 1/2 X 4 1/8	7
1928		93-97	SVR 1376		Convex	RH	6 7/8 X 4	7 3/16


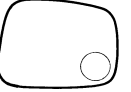












Spectrum / Sunburst

















1929





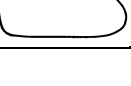

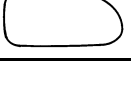









1930			85-89	SVR 1368		Convex	RH	7 1/8 X 3 7/8	7 5/8
1931		<i>Sprint / Firefly</i>							
1932			85-88	SVR 1050		Flat	LH	5 5/8 X 3 1/16	6 11/16
1933			85-88	SVR 1101		Convex	RH	5 5/8 X 3 3/16	6 9/16
1934			85-88	SVR 1368		Convex	RH	7 1/8 X 3 7/8	7 5/8
1935		<i>Storm</i>							
1936			90-93	SVR 1262		Flat	LH	6 3/16 X 3 1/2	6 3/8
1937			90-93	SVR 1263		Convex	RH	6 9/16 X 3 5/8	7 1/4
1938		<i>Tracker</i>							
1939	New		89-98	SVR 2472		Flat	LH	7 X 4 7/8	7 7/8
1920		<i>GEO (cont)</i>							
1921		<i>Tracker</i>							
1940	N/A		89-98	SVR 2471		Convex	RH	7 X 4 7/8	7 7/8
1941									
1942		HONDA							
1943		<i>Accord</i>							
1944			86-89	SVR 2478		Flat	LH	6 X 3 7/8	6 5/8
1945			86-89	SVR 2479		Convex	RH	6 1/8 X 3 7/8	6 5/8
1946			86-89	SVR 2480		Flat	LH	6 1/16 X 3 11/16	6 1/2
1947			86-89	SVR 2481		Convex	RH	6 1/8 X 3 5/8	6 1/2
1948			90-93	SVR 2033		Flat	LH	6 13/16 X 3 15/16	7 1/16
1949			90-93	SVR 2068		Convex	RH	6 13/16 X 4	7 1/16
1952			94-97	SVR 2140		Flat	LH	6 3/4 X 4	7
1953			94-97	SVR 2141		Convex	RH	6 3/4 X 4	7
















1954			98-02 (Coupe)	SVR 2138		Flat	LH 7 1/2 X 4 3/8	7 5/8	
1955			98-02 (Coupe)	SVR 2139		Convex	RH 7 1/2 X 4 3/8	7 5/8	
1956			98-02 (Sedan)	SVR 2028		Flat	LH 6 7/8 X 4 1/8	7	
1957			98-02 (Sedan)	SVR 2030		Convex	RH 6 15/16 X 4 3/16	7	
1958			<i>Civic</i>						
1959	New		80-83	SVR 2227		Flat	L&R 4 5/8 X 3 3/16	4 7/16	
1960	New		84-87	SVR 2478		Flat	LH 6 X 3 7/8	6 5/8	
1961	New		84-87	SVR 2479		Convex	RH 6 1/8 X 3 7/8	6 5/8	
1962	New		88-91	SVR 2485		Flat	LH 6 1/4 X 3 15/16	6 1/2	
1963	New		88-91	SVR 2486		Flat	LH 6 3/16 X 3 3/4	6 7/16	
1964	New		88-91	SVR 2487		Convex	RH 6 1/4 X 3 7/8	6 7/16	
1965	New		92-95	SVR 2142		Flat	LH 6 7/8 X 3 15/16	7	
1966	New		92-95	SVR 2143		Convex	RH 6 7/8 X 3 15/16	7	
1967	New		96-00	SVR 2053		Flat	LH 6 3/16 X 3 15/16	6 15/16	
1968	New		96-00	SVR 2112		Convex	RH 6 13/16 X 4	7	
1969	New		01-	SVR 2207		Flat	LH 6 13/16 X 4 3/8	7 1/16	
1970	New		01-	SVR 2208		Convex	RH 6 13/16 X 4 3/8	7 1/16	
1971			<i>Civic CRX Coupe</i>						
1972	New		84-85	SVR 2225		Flat	LH 6 9/16 X 3 7/8	7 1/16	
1987		HONDA (cont)							
1988			<i>Civic CRX Coupe</i>						

1973	New	<i>Civic Del Sol</i>	84-85	SVR 2226		Convex	RH	6 9/16 X 3 7/8	7 1/16
1974									
1975	New	<i>CR-V</i>	93-97	SVR 2302		Flat	LH	6 1/8 X 3 13/16	5 7/8
1976	New			93-97	SVR 2303		Convex	RH	6 1/8 X 3 13/16
1977									
1978	New	<i>Insight</i>	97-	SVR 2144		Flat	LH	6 13/16 X 4 3/4	7 9/16
1979	New			97-	SVR 2145		Convex	RH	6 13/16 X 4 3/4
1980									
1981	New	<i>Odyssey</i>	00-	SVR 2146		Flat	LH	6 9/16 X 4 3/16	6 3/4
1982	New			00-	SVR 2147		Convex	RH	6 9/16 X 4 3/16
1983									
1984	New	<i>Passport</i>	95-98	SVR 2313		Flat	LH	6 15/16 X 4 11/16	7 9/16
1985	New			95-98	SVR 2314		Convex	RH	6 15/16 X 4 11/16
1986	New		99-	SVR 2064		Flat	LH	6 15/16 X 4 15/16	7 7/16
1989	New		99-	SVR 2099		Convex	RH	6 15/16 X 4 15/16	7 7/16
1990									
1991		<i>Coming Soon!</i>	94-97	SVR 2160		Flat	LH	7 3/8 X 5 5/8	8 1/4
1992				94-97	SVR 2161		Convex	RH	7 3/8 X 5 5/8
1993			98-02	SVR 2026		Flat	LH	7 1/16 X 5 1/2	7 3/4
1994			98-02	SVR 2026 S		Flat (Spot)	LH	7 1/16 X 5 1/2	7 3/4






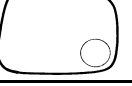

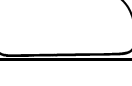







1995			98-02	SVR 2015		Convex	RH	7 1/8 X 5 1/2	7 3/4
1996	Coming Soon!		98-02	SVR 2015 S		Convex (Spot)	RH	7 1/8 X 5 1/2	7 3/4
1997		Prelude							
1998	New		88-91	SVR 2267		Flat	LH	6 1/2 X 3 3/4	6 7/8
1999	New		88-91	SVR 2268		Convex	RH	6 1/2 X 3 3/4	6 7/8
2000	New		92-96	SVR 2462		Flat	LH	6 5/8 X 3 7/16	6 13/16
2001	New		92-96	SVR 2295		Convex	RH	6 5/8 X 3 7/16	6 13/16
2002	New		97-01	SVR 2057		Flat	LH	6 3/4 X 4 1/16	6 15/16
2003	New		97-01	SVR 1248		Convex	RH	6 3/4 X 4 1/16	7
1987		HONDA (cont)							
2004		S-2000							
2005	New		00-	SVR 2148		Flat	LH	6 3/8 X 3 15/16	6 1/2
2006	New		00-	SVR 2149		Convex	RH	6 3/8 X 3 15/16	6 1/2
2007									
2008		HUMMER							
2009		H1							
2010			97-02	SVR 1253		Flat	LH	9 X 5 7/8	9 3/4
			97-02	SVR 1254		Convex	RH	9 X 5 7/8	9 3/4
2011									
2012									
2013		HYUNDAI							
2014		Accent							
2015	New		95-99	SVR 2152		Flat	LH	6 9/16 X 3 3/4	7 1/8
2016	New		95-99	SVR 2153		Convex	RH	6 9/16 X 3 3/4	7 1/8

2017	New		00-02	SVR 2150		Flat	LH	6 1/2 X 3 5/8	7
2018	New		00-02	SVR 2151		Convex	RH	6 1/2 X 3 5/8	7
2019		<i>Elantra</i>							
2020	New		92-95	SVR 2288		Flat	LH	6 3/8 X 4 1/16	7 3/16
2021	New		92-95	SVR 2289		Convex	RH	6 3/8 X 4 1/16	7 3/16
2022	New		96-00	SVR 2056		Flat	LH	7 X 3 15/16	7 5/8
2023	New		96-00	SVR 2117		Convex	RH	7 3/8 X 4	7 11/16
2025		<i>Excel</i>							
2026	New		90-94	SVR 2275		Flat	LH	6 X 3 3/4	6 3/4
2027	New		90-94	SVR 1306		Convex	RH	5 3/4 X 3 11/16	6 3/4
2028	New		90-94	SVR 2255		Flat	LH	6 1/4 X 4 3/16	7 1/8
2029	New		90-94	SVR 2256		Convex	RH	6 1/4 X 4 3/16	7 1/8
2030		<i>Santa Fe</i>							
2031	New		01-	SVR 2154		Flat	LH	7 3/4 X 4 9/16	7 15/16
2032	New		01-	SVR 2155		Convex	RH	7 3/4 X 4 9/16	7 15/16
2033		<i>Scoupe</i>							
2034	New		91-95	SVR 2257		Flat	LH	6 9/16 X 4 1/8	7 1/8
2035	New		91-95	SVR 2258		Convex	RH	6 9/16 X 4 1/8	7 1/8
2036		<i>Sonata</i>							
2037	New		92	SVR 2287		Convex	RH	6 1/4 X 4 3/16	7 1/8
1987		<i>HYUNDAI (cont)</i>							
2004		<i>Sonata</i>							
2038	New		93-94	SVR 2307		Flat	LH	6 3/8 X 4 3/8	7 1/4

2039	New		93-94	SVR 2308		Convex	RH	6 3/8 X 4 3/8	7 1/4
2040	New		95-98	SVR 2320		Flat	LH	7 1/8 X 4	7 1/8
2041	New		95-98	SVR 2431		Convex	RH	7 X 3 15/16	7 1/8
2042	New		99-	SVR 2085		Flat	LH	7 7/16 X 3 7/8	7 1/2
2043	New		99-	SVR 2126		Convex	RH	7 1/2 X 3 15/16	7 5/8
2044		<i>Tiburon</i>							
2045	New		97-01	SVR 2086		Flat	LH	7 X 3 5/8	7 3/16
2046	New		97-01	SVR 2127		Convex	RH	7 1/16 X 3 11/16	7 1/4
2047		<i>XG300</i>							
2048	New		01	SVR 2156		Flat	LH	7 1/8 X 4 1/4	7 1/8
2049	New		01	SVR 2157		Convex	RH	7 1/8 X 4 1/4	7 1/8
2050		<i>XG350</i>							
2051	New		02-	SVR 2156		Flat	LH	7 1/8 X 4 1/4	7 1/8
2052	New		02	SVR 2157		Convex	RH	7 1/8 X 4 1/4	7 1/8
2053									
2054		<i>INFINITI</i>							
2055		<i>G 20</i>							
2056			91-96	SVR 2246		Flat	LH	6 7/16 X 3 3/4	6 3/8
2057			91-96	SVR 2422		Convex	RH	6 7/8 X 3 3/4	6 3/8
2058	New		99-02	SVR 2411		Flat	LH	6 13/16 X 3 5/8	7 1/16
2059	New		99-02	SVR 2458		Convex	RH	6 3/4 X 3 5/8	7 1/16
2061		<i>I 30</i>							
2062			96-99	SVR 2179		Flat	LH	6 3/8 X 3 5/8	6 1/2

2063			96-99	SVR 2180		Convex	RH	6 3/8 X 3 5/8	6 1/2
2064		J 30							
2065			93-97	SVR 2334		Flat	LH	6 7/8 X 3 7/16	6 3/4
2066			93-97	SVR 2437		Convex	RH	6 7/8 X 3 7/16	6 3/4
2067		M 30							
2068			90-92	SVR 2242		Flat	LH	5 7/8 X 3 11/16	6 3/8
2069			90-92	SVR 2243		Convex	RH	5 7/8 X 3 11/16	6 3/8
2070		Q 45							
2071			90-96	SVR 2332		Flat	LH	6 3/8 X 4 3/16	6 13/16
2054	INFINITI (cont)								
2055		Q 45							
2072			90-96	SVR 2333		Convex	RH	6 3/8 X 4 3/16	6 13/16
2073			97-01	SVR 2158		Flat	LH	6 1/2 X 4	6 11/16
2074			97-01	SVR 2159		Convex	RH	6 1/2 X 4	6 11/16
2075		QX4							
2076			97-98	SVR 2023		Flat	LH	7 1/4 X 4 7/8	7 1/2
2077			97-98	SVR 2014		Convex	RH	7 1/4 X 4 7/8	7 1/2
2078	New		98-03	SVR 2073		Flat	LH	7 3/16 X 4 15/16	7 5/8
2079	New	Coming Soon!	98-03	SVR 2073 S		Flat (Spot)	LH	7 3/16 X 4 15/16	7 5/8
2080	New		98-03	SVR 2106		Convex	RH	7 7/16 X 5 1/2	7 3/4
2081	New	Coming Soon!	98-03	SVR 2106 S		Convex (Spot)	RH	7 7/16 X 5 1/2	7 3/4

2082
2083 ISUZU

2084	<i>Amigo</i>							
2085		89-94	SVR 2160		Flat	LH	7 3/8 X 5 5/8	8 1/4
2086		89-94	SVR 2161		Convex	RH	7 3/8 X 5 5/8	8 1/4
2087		98-00	SVR 2026		Flat	LH	7 1/16 X 5 1/2	7 3/4
2088	Coming Soon!	98-00	SVR 2026 S		Flat (Spot)	LH	7 1/16 X 5 1/2	7 3/4
2089		98-00	SVR 2015		Convex	RH	7 1/8 X 5 1/2	7 3/4
2090	Coming Soon!	98-00	SVR 2015 S		Convex (Spot)	RH	7 1/8 X 5 1/2	7 3/4
2092	<i>Ascender</i>							
2093		03-	SVR 1295		Flat	LH	8 3/8 X 4 3/8	8 3/4
2094		03-	SVR 1296		Convex	RH	8 3/8 X 4 3/8	8 3/4
2095	<i>Axiom</i>							
2096		02-	SVR 2209		Flat	LH	7 3/8 X 5 11/16	8 1/4
2097		02-	SVR 2210		Convex	RH	7 3/8 X 5 11/16	8 1/4
2098	<i>Hombre</i>							
2099		96-00	SVR 1044		Flat	LH	7 9/16 X 5 11/16	8 1/8
2100		96-00	SVR 1044 H		Flat (Heated)	LH	7 9/16 X 5 11/16	8 1/8
2101	Coming Soon!	96-00	SVR 1044 S		Flat (Spot)	LH	7 9/16 X 5 11/16	8 1/8
2125	<i>ISUZU (cont)</i>							
2126	<i>Hombre</i>							
2102	Coming Soon!	96-00	SVR 1044 SH		Flat (Spot / Heated)	LH	7 9/16 X 5 11/16	8 1/8
2103		96-00	SVR 1166		Convex	RH	7 9/16 X 5 11/16	8 3/16

2104

Coming Soon!

96-00 SVR 1166 H  Convex (Heated) RH 7 9/16 X 5 11/16 8 3/16

2105

96-00 SVR 1166 S  Convex (Spot) RH 7 9/16 X 5 11/16 8 3/16

2106

Coming Soon!

96-00 SVR 1166 SH  Convex (Spot / Heated) RH 7 9/16 X 5 11/16 8 3/16

2107

I-Mark

2108

85-89 SVR 2416  Flat LH 6 X 4 1/8 6 5/8

2109

Impulse

2110

83-87 SVR 2417  Flat LH 6 1/16 X 4 6 9/16


2111

83-87 SVR 2459  Convex RH 6 1/16 X 4 6 9/16

2112

87-89 SVR 2418  Flat LH 5 7/8 X 4 6 1/2

2113

87-89 SVR 2419  Convex RH 5 7/8 X 4 6 1/2

2114

90-92 SVR 2259  Flat LH 6 1/2 X 3 7/8 6 5/8

2115

Oasis

2116

96-99 SVR 2313  Flat LH 6 15/16 X 4 11/16 7 9/16

2117

96-99 SVR 2314  Convex RH 6 15/16 X 4 11/16 7 9/16

2118

Pickup

2119

81-95 SVR 2160  Flat LH 7 3/8 X 5 5/8 8 1/4

2120

81-95 SVR 2161  Convex RH 7 3/8 X 5 5/8 8 1/4

2121






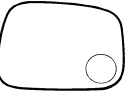
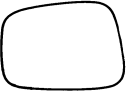








81-95 SVR 1415  Flat L&R 7 1/8 X 5 1/4 8 1/8

2122

81-95 SVR 1416  Convex RH 7 1/8 X 5 1/4 8 1/8

2123

Rodeo / Rodeo Sport

2124	New		91-97	SVR 2160		Flat	LH	7 3/8 X 5 5/8	8 1/4
2127	New		91-97	SVR 2161		Convex	RH	7 3/8 X 5 5/8	8 1/4
2128	New		91-97	SVR 2045		Flat	LH	7 1/4 X 5 3/16	7 11/16
2129	New	Coming Soon!	91-97	SVR 2045 S		Flat (Spot)	LH	7 1/4 X 5 3/16	7 11/16
2130	New		91-97	SVR 2096		Convex	RH	7 1/2 X 5 5/16	7 7/8
2151	<i>ISUZU (cont)</i>								
2152	<i>Rodeo / Rodeo Sport</i>								
2131	New	Coming Soon!	91-97	SVR 2096 S		Convex (Spot)	RH	7 1/2 X 5 5/16	7 7/8
2132			98-	SVR 2026		Flat	LH	7 1/16 X 5 1/2	7 3/4
2133		Coming Soon!	98-	SVR 2026 S		Flat (Spot)	LH	7 1/16 X 5 1/2	7 3/4
2134			98-	SVR 2015		Convex	RH	7 1/8 X 5 1/2	7 3/4
2135		Coming Soon!	98-	SVR 2015 S		Convex (Spot)	RH	7 1/8 X 5 1/2	7 3/4
2136	<i>Stylus</i>								
2137	New		91-93	SVR 2259		Flat	LH	6 1/2 X 3 7/8	6 5/8
2138	<i>Trooper</i>								
2139	New		84-91	SVR 2218		Flat	LH	6 15/16 X 6 1/8	7 3/8
2140	New		84-91	SVR 2460		Convex	RH	6 15/16 X 6 1/8	7 3/8
2141	New		92-02 (Manual)	SVR 2042		Flat	LH	6 1/2 X 5 9/16	7 9/16
2142	New	Coming Soon!	92-02 (Manual)	SVR 2042 S		Flat (Spot)	LH	6 1/2 X 5 9/16	7 9/16

2143	New		92-02 (Manual)	SVR 2095		Convex	RH	6 5/8 X 5 5/8	7 1/2
2144	New	Coming Soon!	92-02 (Manual)	SVR 2095 S		Convex (Spot)	RH	6 5/8 X 5 5/8	7 1/2
2145	New		92-02 (Power)	SVR 2045		Flat	LH	7 1/4 X 5 3/16	7 11/16
2146	New	Coming Soon!	92-02 (Power)	SVR 2045 S		Flat (Spot)	LH	7 1/4 X 5 3/16	7 11/16
2147	New		92-02 (Power)	SVR 2096		Convex	RH	7 1/2 X 5 5/16	7 7/8
2148	New	Coming Soon!	92-02 (Power)	SVR 2096 S		Convex (Spot)	RH	7 1/2 X 5 5/16	7 7/8
2149		<i>Vehicross</i>							
2150	New		99-01	SVR 2045		Flat	LH	7 1/4 X 5 3/16	7 11/16
2153	New	Coming Soon!	99-01	SVR 2045 S		Flat (Spot)	LH	7 1/4 X 5 3/16	7 11/16
2154	New		99-01	SVR 2096		Convex	RH	7 1/2 X 5 5/16	7 7/8
2155	New	Coming Soon!	99-01	SVR 2096 S		Convex (Spot)	RH	7 1/2 X 5 5/16	7 7/8
2156	JAGUAR								
2157	<i>XJ-S/XJ-SC</i>								
2158									
2159			76-91	SVR 2384		Flat	LH	6 1/16 X 3 1/4	6 7/16
2160			76-91	SVR 2448		Convex	RH	6 1/16 X 3 1/4	6 7/16
2161		<i>JAGUAR (cont)</i>							
2162		<i>XJ6/XJ12/Vanden Plas</i>							
2163			88-89	SVR 2385		Flat	LH	6 5/16 X 3 3/8	6 13/16
2164			88-89	SVR 2449		Convex	RH	6 3/8 X 3 3/8	6 7/8
2165			90-94	SVR 2383		Flat	LH	6 1/4 X 3 7/16	6 3/16

2166
2167

JEEP

Cherokee

2168

2169

2170

2171

2172

2173

2174

2175

2176

2177

2178

Coming Soon!

Coming Soon!

Coming Soon!

Coming Soon!

Comanche

2179

2180

2181








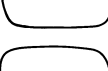
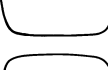




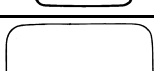


2182

2183

Grand Cherokee

2184

2187

84-96	SVR 1012		Flat	LH	5 3/4 X 4 1/8	6 5/8
84-96	SVR 1083		Convex	RH	5 3/4 X 4 3/16	6 3/4
97-01	SVR 1208		Flat	LH	6 11/16 X 4 11/16	7 3/16
97-01	SVR 1208 H		Flat (Heated)	LH	6 11/16 X 4 11/16	7 3/16
97-01	SVR 1208 S		Flat (Spot)	LH	6 11/16 X 4 11/16	7 3/16
97-01	SVR 1208 SH		Flat (Spot / Heated)	LH	6 11/16 X 4 11/16	7 3/16
97-01	SVR 1217		Convex	RH	6 9/16 X 4 9/16	7 1/8
97-01	SVR 1217 H		Convex (Heated)	RH	6 9/16 X 4 9/16	7 1/8
97-01	SVR 1217 S		Convex (Spot)	RH	6 9/16 X 4 9/16	7 1/8
97-01	SVR 1217 SH		Convex (Spot / Heated)	RH	6 9/16 X 4 9/16	7 1/8
86-92	SVR 1012		Flat	LH	5 3/4 X 4 1/8	6 5/8
86-92	SVR 1083		Convex	RH	5 3/4 X 4 3/16	6 3/4
86-92	SVR 1415		Flat	L&R	7 1/8 X 5 1/4	8 1/8
86-92	SVR 1416		Convex	RH	7 1/8 X 5 1/4	8 1/8
93-95	SVR 1328		Flat	LH	7 9/16 X 5	8 5/8
93-95	SVR 1329		Convex	RH	7 9/16 X 5	8 5/8

2188

93-98

SVR 1209



Flat

LH 7 1/8 X 4 13/16

8 3/16

2189

93-98

SVR 1209 H



Flat (Heated)

LH 7 1/8 X 4 13/16

8 3/16

2190

Coming Soon!

93-98

SVR 1209 S



Flat (Spot)

LH 7 1/8 X 4 13/16

8 3/16

2191

Coming Soon!

93-98

SVR 1209 SH



Flat (Spot / Heated)


LH 7 1/8 X 4 13/16

8 3/16

2192

93-98

SVR 1214



Convex

RH 7 3/16 X 4 7/8

8 3/16

2213

JEEP (cont)

2214

Grand Cherokee

2193

93-98

SVR 1214 H



Convex (Heated)

RH 7 3/16 X 4 7/8

8 3/16

2194

Coming Soon!

93-98

SVR 1214 S



Convex (Spot)

RH 7 3/16 X 4 7/8

8 3/16

2195

Coming Soon!

93-98

SVR 1214 SH



Convex (Spot / Heated)

RH 7 3/16 X 4 7/8

8 3/16

2196

99-

SVR 1117



Flat

LH 7 5/8 X 4 13/16

8 3/8

2197

Coming Soon!

99-

SVR 1117 S



Flat (Spot)

LH 7 5/8 X 4 13/16

8 3/8

2198

99-

SVR 1023



Convex

RH 7 5/8 X 4 13/16

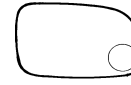
8 3/8

2199

Coming Soon!

99-

SVR 1023 S



Convex (Spot)

RH 7 5/8 X 4 13/16

8 3/8

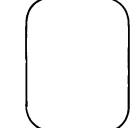
2200

Grand Wagoneer-Full Size

2201

84-91

SVR 0999



Flat

L&R 7 1/16 X 10 1/16

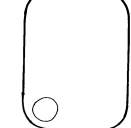
10 15/16

2202

Coming Soon!

84-91

SVR 0999 SL



Flat (Spot)

LH 7 1/16 X 10 1/16

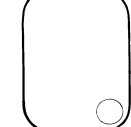
10 15/16

2203

Coming Soon!

84-91

SVR 0999 SR



Flat (Spot)

RH 7 1/16 X 10 1/16

10 15/16

2204

84-91 SVR 1319  Flat L&R 6 1/16 X 3 5/16 6 3/8

2205

84-91 SVR 1320  Convex RH 6 1/8 X 3 5/16 6 3/8

2206

84-91 SVR 1415  Flat L&R 7 1/8 X 5 1/4 8 1/8

2207

84-91 SVR 1416  Convex RH 7 1/8 X 5 1/4 8 1/8


2208

Liberty

2209

02- SVR 1305  Flat LH 6 3/8 X 5 7/16 7 1/2

2210

02- SVR 1391  Convex RH 6 3/8 X 5 7/16 7 1/2

2211

Pickup - J Series

2212

75-83 SVR 1307  Flat L&R 5 3/8 X 3 1/2 5 3/4

2215

75-88 SVR 0999  Flat L&R 7 1/16 X 10 1/16 10 15/16

Coming Soon!

2216

75-88 SVR 0999 SL  Flat (Spot) LH 7 1/16 X 10 1/16 10 15/16

Coming Soon!

2217

75-88 SVR 0999 SR  Flat (Spot) RH 7 1/16 X 10 1/16 10 15/16

2213

JEEP (cont)

2214

Pickup - J Series

2218

75-88 SVR 1415  Flat L&R 7 1/8 X 5 1/4 8 1/8

2219

75-88 SVR 1416  Convex RH 7 1/8 X 5 1/4 8 1/8

2220


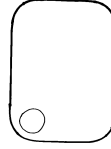




84-88 SVR 1319  Flat L&R 6 1/16 X 3 5/16 6 3/8

2221

84-88 SVR 1320  Convex RH 6 1/8 X 3 5/16 6 3/8

2222

Wagoneer-Full Size

75-83	SVR 0999		Flat	L&R	7 1/16 X 10 1/16	10 15/16
75-83	SVR 0999 SL		Flat (Spot)	LH	7 1/16 X 10 1/16	10 15/16
75-83	SVR 0999 SR		Flat (Spot)	RH	7 1/16 X 10 1/16	10 15/16
75-83	SVR 1307		Flat	L&R	5 3/8 X 3 1/2	5 3/4
75-83	SVR 1415		Flat	L&R	7 1/8 X 5 1/4	8 1/8
75-83	SVR 1416		Convex	RH	7 1/8 X 5 1/4	8 1/8

2223

Coming Soon!

2224

Coming Soon!

2225

2226

2227




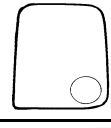



2228

2229

Wrangler

2230

New

87-95	SVR 1111		Flat	LH	6 7/8 X 5 7/16	8 3/16
87-95	SVR 1111 S		Flat (Spot)	LH	6 7/8 X 5 7/16	8 3/16
87-95	SVR 1232		Convex	RH	5 7/16 X 6 7/8	8 3/16
87-95	SVR 1232 S		Convex (Spot)	RH	5 7/16 X 6 7/8	8 3/16
87-95	SVR 1419		Flat	LH	6 1/4 X 4	6 3/4
87-95	SVR 1420		Convex	RH	6 1/8 X 4	6 3/4
97-02	SVR 1111		Flat	LH	6 7/8 X 5 7/16	8 3/16

2231

New

Coming Soon!

2232

New

2233

New

Coming Soon!

2234

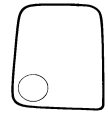

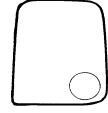











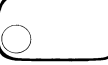
New








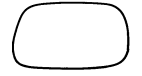







2235
















New

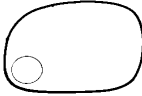
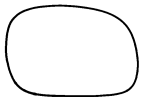









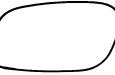



2236



















New

















2237	New	Coming Soon!	97-02	SVR 1111 S		Flat (Spot)	LH	6 7/8 X 5 7/16	8 3/16
2238	New		97-02	SVR 1232		Convex	RH	5 7/16 X 6 7/8	8 3/16
2239	New	Coming Soon!	97-02	SVR 1232 S		Convex (Spot)	RH	5 7/16 X 6 7/8	8 3/16
2240									
2241		KIA							
2242									
				<i>Rio</i>					
2243	New		01-02	SVR 2039		Flat	LH	6 15/16 X 3 5/8	6 15/16
2244	New		01-02	SVR 2122		Convex	RH	7 X 3 11/16	7
2245				<i>Rio Cinco</i>					
2246	New		02-03	SVR 2039		Flat	LH	6 15/16 X 3 5/8	6 15/16
2247	New		02-03	SVR 2122		Convex	RH	7 X 3 11/16	7
2248				<i>Sephia</i>					
2249	New		94-97	SVR 2321		Flat	LH	6 5/8 X 3 9/16	6 15/16
2250	New		94-97	SVR 2322		Convex	RH	6 5/8 X 3 9/16	6 15/16
2251	New		98-01	SVR 2039		Flat	LH	6 15/16 X 3 5/8	6 15/16
2252	New		98-01	SVR 2122		Convex	RH	7 X 3 11/16	7
2253				<i>Spectra</i>					
2254	New		00-01	SVR 2039		Flat	LH	6 15/16 X 3 5/8	6 15/16
2255	New		00-01	SVR 2122		Convex	RH	7 X 3 11/16	7
2256				<i>Sportage</i>					
2257	New		95-02	SVR 2058		Flat	LH	7 3/8 X 4 5/16	7 1/2
2258	New	Coming Soon!	95-02	SVR 2058 S		Flat (Spot)	LH	7 3/8 X 4 5/16	7 1/2

















2282	New	GS300/400/430	92-96	SVR 2326		Flat	LH	6 15/16 X 3 1/2	6 7/8
2283	New		92-96	SVR 2327		Convex	RH	6 15/16 X 3 1/2	6 7/8
2284									
2285	New	IS300	93-97	SVR 2328		Flat	LH	6 3/8 X 3 3/4	6 3/4
2286	New		93-97	SVR 2434		Convex	RH	6 5/16 X 3 3/4	6 1/2
2287	New	IS300	98-	SVR 2407		Flat	LH	6 11/16 X 4 1/16	7 1/8
2288	New		98-	SVR 2456		Convex	RH	6 5/8 X 4	7 1/8
2289									
2290	New	LS400	01-	SVR 2166		Flat	LH	6 5/8 X 4	6 3/4
2291	New		01-	SVR 2167		Convex	RH	6 5/8 X 4	6 3/4
2292									
2293	New	LX450	90-94	SVR 2329		Flat	LH	7 X 3 1/2	7
2294	New		90-94	SVR 2330		Convex	RH	7 X 3 1/2	7
2295	New	LX450	95-00 (Electro Fit Over)	SVR 2324		Flat	LH	6 5/8 X 4	7 1/16
2296	New		95-00 (Electro Fit Over)	SVR 2432		Convex	RH	6 5/8 X 4	7 1/16
2297									
2298	New	SC300/400	96-97	SVR 2188		Flat	LH	6 7/8 X 6 1/4	8 1/8
2299	New		96-97	SVR 2189		Convex	RH	6 7/8 X 6 1/4	8 1/8
2300									
2301	New		92-99	SVR 2435		Convex	RH	7 3/16 X 3 13/16	7 3/8
2302									
2303		LINCOLN							
2304		Continental							


















2305	New		95-02 (Electro Fit Over)	SVR 1177		Flat	LH	5 9/16 X 3 5/8	6 1/4
2306	New		95-02	SVR 1227		Flat	LH	5 15/16 X 4	6 9/16
2307	New		95-02	SVR 1249		Convex	RH	6 3/16 X 4 3/8	6 5/8
2310		LINCOLN (cont)							
2308		LS							
2309	N/A		00-	SVR 1278		Flat	LH	7 5/8 X 4 3/8	8 1/4
2312	N/A		00-	SVR 1105		Convex	RH	7 1/2 X 4 7/16	8 1/8
2313		Mark VIII							
2314			93-96	SVR 1365		Flat	LH	6 13/16 X 4 3/8	7 9/16
2315			93-96 (Electro Fit Over)	SVR 1366		Flat	LH	6 1/2 X 4 1/16	7 1/4
2316			93-96	SVR 1384		Convex	RH	6 5/16 X 4 3/8	7 3/8
2317			97-98 (Electro Fit Over)	SVR 1360		Flat	LH	6 X 3 13/16	6 3/8
2318			97-98	SVR 1382		Convex	RH	6 1/8 X 4	6 1/2
2319		Navigator							
2320			98-02 (Manual / No Signal)	SVR 1206		Flat	LH	8 X 5 15/16	8 1/2
2321	Coming Soon!		98-02 (Manual / No Signal)	SVR 1206 S		Flat (Spot)	LH	8 X 5 15/16	8 1/2
2322			98-02 (Manual / No Signal)	SVR 1196		Convex	RH	8 1/16 X 6	8 9/16
2323	Coming Soon!		98-02 (Manual / No Signal)	SVR 1196 S		Convex (Spot)	RH	8 1/16 X 6	8 9/16
2324			98-02 (Power / No Signal)	SVR 1205		Flat	LH	7 7/8 X 5 13/16	8 3/8
















2325		Coming Soon!	98-02 (Power / No Signal)	SVR 1205 S		Flat (Spot)	LH	7 7/8 X 5 13/16	8 3/8
2326			98-02 (Power / No Signal)	SVR 1195		Convex	RH	7 15/16 X 5 7/8	8 7/16
2327		Coming Soon!	98-02 (Power / No Signal)	SVR 1195 S		Convex (Spot)	RH	7 15/16 X 5 7/8	8 7/16
2328			03-	SVR 1433		Flat	LH	9 3/8 X 6 1/8	10 3/4
2329			03-	SVR 1434		Convex	RH	9 3/8 X 6 1/16	10 1/2
2330			<i>Town Car</i>						
2331	N/A		90-94	SVR 1388		Flat	LH	5 X 3 1/2	5 3/4
2332	New		90-94	SVR 1387		Convex	RH	5 X 3 1/2	5 3/4
2333	N/A		95-97 (Electro Fit Over)	SVR 1279		Flat	LH	6 X 4 1/8	6 7/8
2334	New		95-97	SVR 1280		Flat	LH	6 1/8 X 4 1/4	7
2335	New		95-97	SVR 1281		Convex	RH	6 1/8 X 4 1/4	7
2336	N/A		98- (Electro Fit Over)	SVR 1226		Flat	LH	7 5/16 X 4 1/8	7 13/16
2310	<i>LINCOLN (cont)</i>								
2308			<i>Town Car</i>						
2337	New		98-	SVR 1225		Flat	LH	7 9/16 X 4 3/8	8 1/16
2338	New		98-	SVR 1250		Convex	RH	7 9/16 X 4 7/16	8 1/16
2339	<hr/>								
2340	<i>MAZDA</i>								
2341			<i>323</i>						
2342			86-94	SVR 2022		Flat	LH	6 5/16 X 3 1/2	7 1/16
2343			86-94	SVR 2168		Convex	RH	6 5/16 X 3 5/8	7 1/16















2344		86-94	SVR 2280		Flat	LH	6 7/16 X 3 1/2	6 5/8
2345		86-94	SVR 2281		Convex	RH	6 7/16 X 3 1/2	6 5/8
2347	626							
2348		86-87	SVR 2235		Flat	LH	6 3/8 X 4 1/2	7 5/16
2349		88-92	SVR 2022		Flat	LH	6 5/16 X 3 1/2	7 1/16
2350		88-92	SVR 2168		Convex	RH	6 5/16 X 3 5/8	7 1/16
2351		88-92	SVR 2476		Flat	LH	6 3/8 X 3 1/2	7
2352		88-92	SVR 2477		Convex	RH	6 1/2 X 3 1/2	7
2353		93-97	SVR 2301		Flat	LH	7 3/8 X 3 11/16	7 1/8
2354		93-97	SVR 2428		Convex	RH	6 15/16 X 3 5/8	6 3/4
2355		98-02	SVR 2169		Flat	LH	6 9/16 X 3 3/8	6 1/2
2356		98-02	SVR 2170		Convex	RH	6 9/16 X 3 3/8	6 1/2
2357	929							
2358		92-95	SVR 2293		Convex	RH	6 5/8 X 3 5/8	6 1/2
2359	Cronos							
2360	New	93-97	SVR 2301		Flat	LH	7 3/8 X 3 11/16	7 1/8
2361	N/A	93-97	SVR 2428		Convex	RH	6 15/16 X 3 5/8	6 3/4
2362	Miata							
2363	New	90-97	SVR 2239		Flat	LH	6 3/4 X 4 3/8	6 1/2
2364	N/A	90-97	SVR 2240		Convex	RH	6 15/16 X 4 1/2	6 5/8
2365	New	99-	SVR 2171		Flat	LH	6 X 4	6
2366	N/A	99-	SVR 2172		Convex	RH	6 X 4	6















2367		<i>Millenia</i>						
2368	New		95-96	SVR 2319		Flat	LH 6 7/8 X 3 1/2	6 7/8
2369	N/A		95-96	SVR 2430		Convex	RH 5 11/16 X 3 3/4	6
2380	<i>MAZDA (cont)</i>							
2381		<i>Millenia</i>						
2370	New		97-98	SVR 2409		Flat	LH 6 1/4 X 3 9/16	6 1/2
2371	N/A		97-98	SVR 2410		Convex	RH 6 1/4 X 3 9/16	6 1/2
2372	New		99-02	SVR 2089		Flat	LH 6 3/8 X 3 9/16	6 9/16
2373	N/A		99-02	SVR 2130		Convex	RH 6 3/8 X 3 5/8	6 9/16
2374		<i>MPV Van</i>						
2375	New		89-98	SVR 2469		Flat	LH 7 1/4 X 5 1/4	8 1/4
2376	New		89-98	SVR 2470		Convex	RH 7 X 4 3/4	7 3/4
2377	New		00-04	SVR 2067		Flat	LH 6 3/4 X 5 1/8	7 5/16
2378	New	Coming Soon!	00-04	SVR 2067 S		Flat (Spot)	LH 6 3/4 X 5 1/8	7 5/16
2379	New		00-04	SVR 2102		Convex	RH 6 3/4 X 5 1/8	7 5/16
2382	New	Coming Soon!	00-04	SVR 2102 S		Convex (Spot)	RH 6 3/4 X 5 1/8	7 5/16
2383		<i>MX-3</i>						
2384	New		92-95	SVR 2290		Flat	LH 6 3/4 X 3 1/2	6 1/2
2385	New		92-95	SVR 2291		Convex	RH 6 3/4 X 3 1/2	6 1/2
2386		<i>MX-6</i>						
2387	New		88-92	SVR 2476		Flat	LH 6 3/8 X 3 1/2	7
2388	New		88-92	SVR 2477		Convex	RH 6 1/2 X 3 1/2	7
















2389	New		93-97	SVR 2301		Flat	LH	7 3/8 X 3 11/16	7 1/8
2390	New		93-97	SVR 2428		Convex	RH	6 15/16 X 3 5/8	6 3/4
2391		<i>Mystere</i>							
2392	New		93-97	SVR 2301		Flat	LH	7 3/8 X 3 11/16	7 1/8
2393	New		93-97	SVR 2428		Convex	RH	6 15/16 X 3 5/8	6 3/4
2394		<i>Navajo</i>							
2395			91-94	SVR 2005		Flat	LH	7 5/16 X 4 9/16	8 1/16
2396		Coming Soon!	91-94	SVR 2005 S		Flat (Spot)	LH	7 5/16 X 4 9/16	8 1/16
2397			91-94	SVR 2489		Convex	RH	7 3/8 X 4 1/2	8
2398			91-94	SVR 1192		Convex	RH	7 7/16 X 4 7/8	8 3/16
2399		Coming Soon!	91-94	SVR 1192 S		Convex (Spot)	RH	7 7/16 X 4 7/8	8 3/16
2400		<i>Pickup</i>							
2401			78-84	SVR 1415		Flat	L&R	7 1/8 X 5 1/4	8 1/8
2415		<i>MAZDA (cont)</i>							
2416		<i>Pickup</i>							
2402			78-84	SVR 1416		Convex	RH	7 1/8 X 5 1/4	8 1/8
2403			86-93	SVR 2192		Flat	L&R	8 X 5 3/16	8 9/16
2404			86-93	SVR 2193		Convex	RH	8 X 5 3/16	8 9/16
2405	New		86-93	SVR 2278		Flat	LH	6 5/8 X 4 7/16	7 1/16
2406			86-93	SVR 2279		Convex	RH	6 5/8 X 4 7/16	7 1/16
2407			94-97 (Power)	SVR 2461		Flat	LH	10 1/16 X 4	7 1/8


















2408		94- (Manual)	SVR 1038		Flat	LH	6 1/8 X 5 3/16	7 9/16
2409	Coming Soon!	94- (Manual)	SVR 1038 S		Flat (Spot)	LH	6 1/8 X 5 3/16	7 9/16
2410		94- (Manual)	SVR 1200		Convex	RH	6 5/16 X 5 3/16	7 9/16
2411	Coming Soon!	94- (Manual)	SVR 1200 S		Convex (Spot)	RH	6 5/16 X 5 3/16	7 9/16
2412	New	94- (Manual)	SVR 1223		Flat	LH	6 3/16 X 5 3/16	7 3/8
2413	New	94- (Manual)	SVR 1223 S		Flat (Spot)	LH	6 3/16 X 5 3/16	7 3/8
2414		94- (Manual)	SVR 1194		Convex	RH	6 3/8 X 5 1/4	7 1/2
2417	Coming Soon!	94- (Manual)	SVR 1194 S		Convex (Spot)	RH	6 3/8 X 5 1/4	7 1/2
2418		98- (Power)	SVR 1039		Flat	LH	7 1/4 X 4 3/4	8 3/16
2419	Coming Soon!	98- (Power)	SVR 1039 S		Flat (Spot)	LH	7 1/4 X 4 3/4	8 3/16
2420		98- (Power)	SVR 1192		Convex	RH	7 7/16 X 4 7/8	8 3/16
2421	Coming Soon!	98- (Power)	SVR 1192 S		Convex (Spot)	RH	7 7/16 X 4 7/8	8 3/16
2422	<i>Precidia</i>							
2423		92-96	SVR 2290		Flat	LH	6 3/4 X 3 1/2	6 1/2
2424		92-96	SVR 2291		Convex	RH	6 3/4 X 3 1/2	6 1/2
2425	<i>Protégé</i>							
2426		90-94 (Manual)	SVR 2022		Flat	LH	6 5/16 X 3 1/2	7 1/16
2427		90-94 (Manual)	SVR 2168		Convex	RH	6 5/16 X 3 5/8	7 1/16
2428		90-94 (Power)	SVR 2280		Flat	LH	6 7/16 X 3 1/2	6 5/8


















2429	<i>MAZDA (cont)</i>	<i>Protégé</i>	90-94 (Power)	SVR 2281		Convex	RH	6 7/16 X 3 1/2	6 5/8	
2430			95-96 (Power)	SVR 2317		Flat	LH	6 7/8 X 3 3/4	6 15/16	
2415			<i>RX-7</i>	95-96 (Power)	SVR 2318		Convex	RH	6 7/8 X 3 3/4	6 15/16
2431				95-98 (Manual)	SVR 2315		Flat	LH	6 11/16 X 3 9/16	6 11/16
2432				95-98 (Manual)	SVR 2316		Convex	RH	6 11/16 X 3 9/16	6 11/16
2433				97-04 (Power)	SVR 2408		Flat	LH	6 1/2 X 3 5/8	6 3/4
2434				97-04 (Power)	SVR 2457		Convex	RH	6 7/16 X 3 9/16	6 5/8
2435				99-04	SVR 2027		Flat	LH	6 1/4 X 3 7/16	6 5/8
2436				99-04	SVR 1045		Convex	RH	6 1/4 X 3 7/16	6 5/8
2437				<i>RX-7</i>	93-95	SVR 2300		Flat	LH	6 13/16 X 3 7/16
2438	<i>Tribute</i>	01-	SVR 1275			Flat	LH	6 11/16 X 5	7 1/4	
2439		01-	SVR 1276		Convex	RH	6 11/16 X 5	7 1/4		
2440		<hr/>								
2441	<i>MERCEDES BENZ</i>	<i>190D</i>	84-88	SVR 2451		Convex	RH	4 7/8 X 4 1/2	6 5/16	
2442			89	SVR 2401		Flat	LH	5 13/16 X 3 3/8	6 9/16	
2443			89	SVR 2454		Convex	RH	4 3/4 X 4 1/2	6 1/4	
2444			<i>190E</i>							
2445										
2446										
2447										
2448										
2449										
2450										
2451										

2452		84-88	SVR 2451		Convex	RH	4 7/8 X 4 1/2	6 5/16
2453		89-93	SVR 2401		Flat	LH	5 13/16 X 3 3/8	6 9/16
2454		89-93	SVR 2454		Convex	RH	4 3/4 X 4 1/2	6 1/4
2455	260E							
2456		87-89	SVR 2401		Flat	LH	5 13/16 X 3 3/8	6 9/16
2457		87-89	SVR 2454		Convex	RH	4 3/4 X 4 1/2	6 1/4
2458	300CE Coupe / Cabriolet							
2459		88-93	SVR 2401		Flat	LH	5 13/16 X 3 3/8	6 9/16
2460		88-93	SVR 2454		Convex	RH	4 3/4 X 4 1/2	6 1/4
2461	300D / 300E / 400E / 500E							
2462		86-93	SVR 2401		Flat	LH	5 13/16 X 3 3/8	6 9/16
2478	MERCEDES BENZ (cont)							
2479	300D / 300E / 400E / 500E							
2463		86-93	SVR 2454		Convex	RH	4 3/4 X 4 1/2	6 1/4
2464	300SDL							
2465		86-87	SVR 2391		Flat	LH	6 11/16 X 3 1/2	6 7/8
2466		86-87	SVR 2392		Convex	RH	6 11/16 X 3 1/2	6 7/8
2467	300SE / SEL							
2468		88-91	SVR 2391		Flat	LH	6 11/16 X 3 1/2	6 7/8
2469		88-91	SVR 2392		Convex	RH	6 11/16 X 3 1/2	6 7/8
2470	300TD							
2471		87	SVR 2401		Flat	LH	5 13/16 X 3 3/8	6 9/16

















2472		87	SVR 2454		Convex	RH	4 3/4 X 4 1/2	6 1/4
2473	300TE							
2474		88-93	SVR 2401		Flat	LH	5 13/16 X 3 3/8	6 9/16
2475		88-93	SVR 2454		Convex	RH	4 3/4 X 4 1/2	6 1/4
2476	350SD / 350SDL							
2477		90-91	SVR 2391		Flat	LH	6 11/16 X 3 1/2	6 7/8
2480		90-91	SVR 2392		Convex	RH	6 11/16 X 3 1/2	6 7/8
2481	420SEL / 560SEL / 560SEC							
2482		86-91	SVR 2391		Flat	LH	6 11/16 X 3 1/2	6 7/8
2483		86-91	SVR 2392		Convex	RH	6 11/16 X 3 1/2	6 7/8
2484	C36							
2485		95-97	SVR 2397		Flat	LH	6 13/16 X 4 1/16	7 9/16
2486		95-97	SVR 2452		Convex	RH	6 3/4 X 4 1/16	7 5/8
2487	C43							
2488		98-00	SVR 2452		Convex	RH	6 3/4 X 4 1/16	7 5/8
2489	C220 / C230 / C280							
2490		94-00	SVR 2397		Flat	LH	6 13/16 X 4 1/16	7 9/16
2491		94-00	SVR 2452		Convex	RH	6 3/4 X 4 1/16	7 5/8
2492	E300 Diesel / Turbo Diesel							
2493		95	SVR 2401		Flat	LH	5 13/16 X 3 3/8	6 9/16
2494		95	SVR 2454		Convex	RH	4 3/4 X 4 1/2	6 1/4










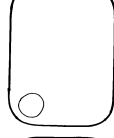
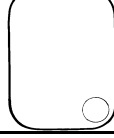
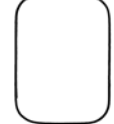
2495	MERCEDDES BENZ (cont)	96-99	SVR 2397		Flat	LH	6 13/16 X 4 1/16	7 9/16	
2478		E300 Diesel/Turbo Diesel							
2496	E320/E420/E430/E500	96-99	SVR 2452		Convex	RH	6 3/4 X 4 1/16	7 5/8	
2497									
2498	S320/350D/S420/S500/S600	94-95	SVR 2401		Flat	LH	5 13/16 X 3 3/8	6 9/16	
2499		94-95	SVR 2454		Convex	RH	4 3/4 X 4 1/2	6 1/4	
2500		96-99	SVR 2397		Flat	LH	6 13/16 X 4 1/16	7 9/16	
2501		96-99	SVR 2452		Convex	RH	6 3/4 X 4 1/16	7 5/8	
2502									
2503		96-99	SVR 2397		Flat	LH	6 13/16 X 4 1/16	7 9/16	
2504		96-99	SVR 2452		Convex	RH	6 3/4 X 4 1/16	7 5/8	
2505	<hr/>								
2506	MERCURY								
2507	Bobcat								
2508		74-80	SVR 1393		Flat	LH	4 3/8 X 2 7/8	4 3/8	
2509		74-80	SVR 1310		Flat	RH	4 3/8 X 2 7/8	4 3/8	
2510		74-80	SVR 1311		Flat	L&R	4 15/16 X 3	5 5/16	
2511	Capri								
2512		75-78	SVR 1393		Flat	LH	4 3/8 X 2 7/8	4 3/8	
2515		75-78	SVR 1310		Flat	RH	4 3/8 X 2 7/8	4 3/8	
2516		75-78	SVR 1311		Flat	L&R	4 15/16 X 3	5 5/16	
2517		91-93	SVR 1076		Flat	LH	5 15/16 X 3 5/8	6 3/4	





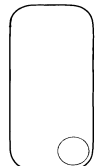
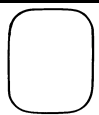
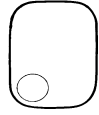
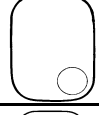

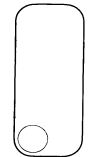
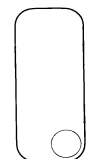
2518		91-93	SVR 1136		Convex	RH	5 7/8 X 3 5/8	6 3/4
2519	<i>Comet</i>							
2520		71-77	SVR 1393		Flat	LH	4 3/8 X 2 7/8	4 3/8
2521		71-77	SVR 1310		Flat	RH	4 3/8 X 2 7/8	4 3/8
2522		71-77	SVR 1311		Flat	L&R	4 15/16 X 3	5 5/16
2523	<i>Cougar</i>							
2524		74-79	SVR 1393		Flat	LH	4 3/8 X 2 7/8	4 3/8
2525		74-79	SVR 1310		Flat	RH	4 3/8 X 2 7/8	4 3/8
2526		74-79	SVR 1405		Flat	L&R	5 3/16 X 3 3/4	5 3/4
2527		74-79	SVR 1406		Convex	RH	5 1/4 X 3 1/4	5 3/4
2528		80-82	SVR 1344		Flat	L&R	6 X 3 1/4	6 1/2
2529		83-88	SVR 1338		Flat	LH	6 3/8 X 3 5/16	7 1/8
2513	<i>MERCURY (cont)</i>							
2514	<i>Cougar</i>							
2530		89-97	SVR 1071		Flat	LH	6 X 4	7 5/8
2531		89-97	SVR 1131		Convex	RH	6 X 4	7 1/2
2532		99-02	SVR 1008		Flat	LH	6 X 3 3/4	6 15/16
2533		99-02	SVR 1016		Convex	RH	6 X 3 3/4	6 15/16
2534	<i>Grand Marquis</i>							
2535		83-91	SVR 1405		Flat	L&R	5 3/16 X 3 3/4	5 3/4
2536		83-91	SVR 1406		Convex	RH	5 1/4 X 3 1/4	5 3/4
2537		92-96	SVR 1046		Flat	LH	6 11/16 X 4 1/8	7 3/8

2538		92-96	SVR 1139		Convex	RH	6 11/16 X 4 1/8	7 3/8
2539		97	SVR 1361		Flat	LH	6 3/4 X 3 15/16	7 1/4
2540		97	SVR 1383		Convex	RH	6 5/8 X 3 7/8	7 1/4
2541		98-	SVR 1078		Flat	LH	7 X 4 1/16	7 1/2
2542		98-	SVR 1097		Convex	RH	7 X 4 1/16	7 9/16
2543	<i>Marauder</i>							
2544		03-	SVR 1078		Flat	LH	7 X 4 1/16	7 1/2
2545		03-	SVR 1097		Convex	RH	7 X 4 1/16	7 9/16
2546	<i>Marquis</i>							
2547		75-82	SVR 1405		Flat	L&R	5 3/16 X 3 3/4	5 3/4
2548		75-82	SVR 1406		Convex	RH	5 1/4 X 3 1/4	5 3/4
2549	<i>Merkur XR4TI</i>							
2550		85-89	SVR 2294		Flat	LH	7 3/16 X 4 1/2	7 13/16
2551	<i>Monarch</i>							
2552		75-80	SVR 1393		Flat	LH	4 3/8 X 2 7/8	4 3/8
2553		75-80	SVR 1310		Flat	RH	4 3/8 X 2 7/8	4 3/8
2554		75-80	SVR 1405		Flat	L&R	5 3/16 X 3 3/4	5 3/4
2555		75-80	SVR 1406		Convex	RH	5 1/4 X 3 1/4	5 3/4
2557	<i>Mountaineer</i>							
2558		97-	SVR 1039		Flat	LH	7 1/4 X 4 3/4	8 3/16
2559	Coming Soon!	97-	SVR 1039 S		Flat (Spot)	LH	7 1/4 X 4 3/4	8 3/16
2560		97-	SVR 1192		Convex	RH	7 7/16 X 4 7/8	8 3/16

2587 *MERCURY (cont)*

2588		<i>Mountaineer</i>							
2561	Coming Soon!		97-	SVR 1192 S		Convex (Spot)	RH	7 7/16 X 4 7/8	8 3/16
2562			02-	SVR 1301		Flat	LH	7 1/2 X 4 7/8	8 1/4
2563			02-	SVR 1302		Convex	RH	7 1/2 X 4 7/8	8 1/4
2564		<i>Mystique</i>							
2565			95-00	SVR 1047		Flat	LH	6 1/4 X 3 3/4	6 1/2
2566			95-00	SVR 1091		Convex	RH	6 1/4 X 3 3/4	6 1/2
2567		<i>Sable</i>							
2568			86-91	SVR 1061		Flat	LH	5 3/8 X 3 3/4	6 15/16
2569			86-91	SVR 1027		Convex	RH	5 3/8 X 3 7/8	6 7/8
2570			92-95	SVR 1081		Flat	LH	6 1/4 X 4	8 1/16
2571			92-95	SVR 1142		Convex	RH	6 3/8 X 4	8
2572	New		96-	SVR 1174		Flat	LH	6 13/16 X 3 3/4	7 1/8
2573	New		96-	SVR 1247		Convex	RH	7 1/16 X 3 13/16	7 1/4
2574		<i>Topaz</i>							
2575			84-94	SVR 1080		Flat	LH	5 1/4 X 3 3/8	6 13/16
2576			84-94	SVR 1140		Convex	RH	5 5/16 X 3 5/16	6 3/4
2577		<i>Tracer</i>							
2578			88-90	SVR 1372		Convex	RH	6 3/8 X 3 3/4	6 13/16
2579			91-96	SVR 1076		Flat	LH	5 15/16 X 3 5/8	6 3/4
2580			91-96	SVR 1136		Convex	RH	5 7/8 X 3 5/8	6 3/4

2581			97-99	SVR 1070		Flat	LH	5 3/4 X 3 5/8	6 5/8
2582	N/A		97-99	SVR 1176		Convex	RH	5 7/8 X 3 11/16	6 9/16
2583		<i>Villager</i>							
2584	New		93-02	SVR 1141		Flat	LH	7 1/8 X 4 7/16	7 11/16
2585	New	Coming Soon!	93-02	SVR 1141 S		Flat (Spot)	LH	7 1/8 X 4 7/16	7 11/16
2586	New		93-02	SVR 1234		Convex	RH	7 1/8 X 4 7/16	7 5/8
2589	New	Coming Soon!	93-02	SVR 1234 S		Convex (Spot)	RH	7 1/8 X 4 7/16	7 5/8
2590									
2591		MISC							
2592		Blanks							
2593			Cut to Fit	SVR 0997		Flat	L&R	8 X 16	
2591		MISC (cont)							
2592		Blanks							
2594			Cut to Fit	SVR 0998		Flat	L&R	6 X 8	
2595		Trucks							
2596				SVR 0999		Flat	L&R	7 1/16 X 10 1/16	10 15/16
2597		Coming Soon!		SVR 0999 SL		Flat (Spot)	LH	7 1/16 X 10 1/16	10 15/16
2598		Coming Soon!		SVR 0999 SR		Flat (Spot)	RH	7 1/16 X 10 1/16	10 15/16
2599				SVR 1000		Flat	L&R	5 5/8 X 8 5/8	9 1/8


2600	Coming Soon!	SVR 1000 SL		Flat (Spot)	LH 5 5/8 X 8 5/8	9 1/8
2601	Coming Soon!	SVR 1000 SR		Flat (Spot)	RH 5 5/8 X 8 5/8	9 1/8
2602		SVR 1011		Flat	L&R 7 3/8 X 16 3/8	16 3/4
2603	Coming Soon!	SVR 1011 SL		Flat (Spot)	LH 7 3/8 X 16 3/8	16 3/4
2604	Coming Soon!	SVR 1011 SR		Flat (Spot)	RH 7 3/8 X 16 3/8	16 3/4
2605	New	SVR 1109		Flat	L&R 6 7/8 X 4 15/16	7 5/16
2606	Coming Soon!	SVR 1109 SL		Flat (Spot)	LH 6 7/8 X 4 15/16	7 5/16
2607	Coming Soon!	SVR 1109 SR		Flat (Spot)	RH 6 7/8 X 4 15/16	7 5/16
2610		SVR 1049		Flat	L&R 6 5/16 X 15 1/2	15 3/4
2611	Coming Soon!	SVR 1049 SL		Flat (Spot)	LH 6 5/16 X 15 1/2	15 3/4
2612	Coming Soon!	SVR 1049 SR		Flat (Spot)	RH 6 5/16 X 15 1/2	15 3/4
2632	<i>MISC (cont)</i>					

2633

Trucks

2613 **New**

SVR 1110



Flat

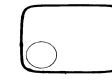
L&R 5 13/16 X 4 1/2

6 3/4

2614 **New**

Coming Soon!

SVR 1110 SL



Flat (Spot)

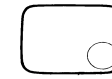
LH 5 13/16 X 4 1/2

6 3/4

2615 **New**

Coming Soon!

SVR 1110 SR



Flat (Spot)

RH 5 13/16 X 4 1/2

6 3/4

2616 **New**

SVR 1178



Flat

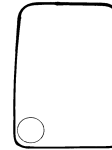
L&R 10 3/16 X 7 1/2

11 5/8

2617 **New**

Coming Soon!

SVR 1178 SL



Flat (Spot)

LH 10 3/16 X 7 1/2

11 5/8

2618 **New**

Coming Soon!

SVR 1178 SR



Flat (Spot)

RH 10 3/16 X 7 1/2

11 5/8

2619

SVR 1185



Flat

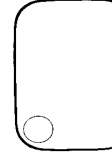
L&R 7 3/16 X 10 1/8

11

2620

Coming Soon!

SVR 1185 SL



Flat (Spot)

LH 7 3/16 X 10 1/8

11

2621

Coming Soon!

SVR 1185 SR



Flat (Spot)

RH 7 3/16 X 10 1/8

11

2622

SVR 1188



Flat

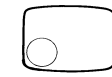
L&R 5 3/8 X 4 1/16

6 3/16

2623

Coming Soon!

SVR 1188 SL



Flat (Spot)

LH 5 3/8 X 4 1/16

6 3/16

2624

Coming Soon!

SVR 1188 SR



Flat (Spot)

RH 5 3/8 X 4 1/16

6 3/16

2625

SVR 1317




Flat

LH 6 7/16 X 5 1/16

6 3/4

2626

SVR 1321




Flat

L&R 7 9/16 X 5 5/8

8 9/16

2627

SVR 1410




Flat

L&R 15 1/2 X 7

15 7/8

2628

SVR 1411




Flat

L&R 15 1/4 X 6 1/2

16 1/16

2629

SVR 1412



Flat

L&R 15 5/8 X 6 11/16

16 5/8

2632

MISC (cont)


2633

Trucks

2630

Upper

SVR 1431



Flat


L&R 9 3/4 X 6 3/8

10 3/4

2631

Lower

SVR 1432




Convex

L&R 6 3/8 X 5 13/16

7 5/8

2634

SVR 1325



Flat

L&R 12 1/16 X 6 3/8

12 9/16

2635

SVR 1371



Convex

L&R 6 3/8 X 5 7/8

7 3/16

2636

N/A

SVR 2192



Flat

L&R 8 X 5 3/16

8 9/16

2637			SVR 2193		Convex	RH	8 X 5 3/16	8 9/16
2638	New		SVR 1415		Flat	L&R	7 1/8 X 5 1/4	8 1/8
2639	New		SVR 1416		Convex	RH	7 1/8 X 5 1/4	8 1/8
2640			SVR 2217		Flat	LH	6 5/8 X 4	7 1/8

2641
2642 **MITSUBISHI**
2643















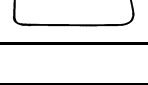


		<i>3000 GT</i>							
2644	New		91-99	SVR 1363		Flat	LH	7 3/8 X 4 5/16	7 3/4
2645	New		91-99	SVR 1364		Convex	RH	7 3/8 X 4 5/16	7 3/4
















		<i>Cordia</i>							
2647	New		83-88	SVR 2365		Flat	LH	6 X 3 11/16	6 9/16






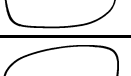











		<i>Diamante</i>							
2649	New		92-96	SVR 2276		Flat	LH	6 3/4 X 3 11/16	7 1/16
2650	New		92-96	SVR 2277		Convex	RH	6 3/4 X 3 11/16	7 1/16
2651	New		97-	SVR 2077		Flat	LH	6 11/16 X 3 7/8	7 1/4
2652	New		97-	SVR 2118		Convex	RH	6 7/8 X 4 5/16	7 5/16

		<i>Eclipse</i>							
2654	New		90-94	SVR 1425		Flat	LH	6 1/8 X 4 1/8	6 3/4
2655	New		90-94	SVR 1426		Convex	RH	6 1/16 X 4 1/4	6 5/8
2656	New		95-99	SVR 1159		Flat	LH	6 1/4 X 3 1/4	6 5/8
2657	New		95-99	SVR 1244		Convex	RH	6 7/16 X 3 3/8	6 11/16

2668 **MITSUBISHI (cont)**
2658 *Expo / Expo LRV*

2659	New	Galant	92-95	SVR 1346		Flat	LH	7 1/8 X 3 15/16	7 1/2	
2660	New		92-95	SVR 1347		Convex	RH	7 1/8 X 3 15/16	7 1/2	
2661										
2662	New	Mirage	85-87	SVR 2374		Flat	LH	7 13/16 X 3 7/8	7 1/2	
2663	New		89-93	SVR 1421		Flat	LH	6 1/4 X 3 3/4	6 13/16	
2664	New		89-93	SVR 1422		Convex	RH	6 1/8 X 3 5/8	6 11/16	
2665	New		94-98	SVR 2309		Flat	LH	7 3/4 X 3 7/8	7 1/4	
2666	New		94-98	SVR 2310		Convex	RH	7 3/4 X 3 7/8	7 1/4	
2667	New		99-03	SVR 2084		Flat	LH	7 1/4 X 4	7 7/16	
2670	New		99-03	SVR 2131		Convex	RH	7 9/16 X 4 3/16	7 1/2	
2671										
2672	New		Precis	89-92	SVR 1421		Flat	LH	6 1/4 X 3 3/4	6 13/16
2673	New			89-92	SVR 1422		Convex	RH	6 1/8 X 3 5/8	6 11/16
2674	New	93-96		SVR 2304		Flat	LH	6 7/8 X 3 11/16	6 15/16	
2675	New	93-96		SVR 2305		Convex	RH	6 7/8 X 3 11/16	6 15/16	
2676	New	97-02		SVR 2083		Flat	LH	6 11/16 X 3 5/8	7	
2677	New	97-02		SVR 2125		Convex	RH	6 15/16 X 3 3/4	7 1/16	
2678										
2679	New		87-89	SVR 2376		Flat	LH	6 9/16 X 4 1/4	7	
2680	New		90-94	SVR 2275		Flat	LH	6 X 3 3/4	6 3/4	


2699		<i>Van/Wagon</i>						
2700			87-90	SVR 2372		Flat	LH 7 3/8 X 5 13/16	8 7/16
2701								
2702		NISSAN						
2703				200SX				
2704			80-83	SVR 2475		Flat	LH 5 3/8 X 3 1/8	5 11/16
2705			80-83	SVR 2236		Convex	RH 5 3/8 X 3 1/8	5 3/4
2706			84-88	SVR 2011		Flat	LH 6 13/16 X 3 1/2	7 1/2
2707			84-88	SVR 2043		Convex	RH 6 5/8 X 3 7/8	7 1/2
2708	New		95-98	SVR 2051		Flat	LH 6 15/16 X 4 7/16	7
2709	New		95-98	SVR 2109		Convex	RH 6 15/16 X 4 7/16	7
2710				240SX				
2711			89-94	SVR 2246		Flat	LH 6 7/16 X 3 3/4	6 3/8
2712			89-94	SVR 2422		Convex	RH 6 7/8 X 3 3/4	6 3/8
2713			95-98	SVR 2311		Flat	LH 6 1/4 X 3 5/8	6 1/4
2714	New		95-98	SVR 2312		Convex	RH 6 1/4 X 3 5/8	6 1/4
2715				280ZX				
2716			79-83	SVR 2223		Flat	L&R 5 1/16 X 3 1/2	5 3/16
2717			79-83	SVR 2224		Convex	RH 5 1/16 X 3 1/2	5 3/16
2718				300ZX				
2719			84-89	SVR 2011		Flat	LH 6 13/16 X 3 1/2	7 1/2
2733		NISSAN (cont)						
2718				300ZX				
2720			84-89	SVR 2043		Convex	RH 6 5/8 X 3 7/8	7 1/2

2721			90-96	SVR 2246		Flat	LH	6 7/16 X 3 3/4	6 3/8
2722			90-96	SVR 2422		Convex	RH	6 7/8 X 3 3/4	6 3/8
2723		<i>Altima</i>							
2724	New		93-97	SVR 2177		Flat	LH	6 9/16 X 3 7/16	6 9/16
2725	New		93-97	SVR 2178		Convex	RH	6 9/16 X 3 7/16	6 9/16
2726	New		98-01	SVR 2051		Flat	LH	6 15/16 X 4 7/16	7
2727	New		98-01	SVR 2109		Convex	RH	6 15/16 X 4 7/16	7
2728	New		02-	SVR 2211		Flat	LH	6 15/16 X 4 1/4	7 1/8
2729	New		02-	SVR 2212		Convex	RH	6 15/16 X 4 1/4	7 1/8
2730		<i>Axxess</i>							
2731	New		90-95	SVR 2363		Flat	LH	6 3/4 X 3 3/4	7 1/4
2732	New		90-95	SVR 2468		Convex	RH	6 3/4 X 3 3/4	7 1/4
2734		<i>Frontier Pickup</i>							
2735	New		98-	(Power / Manual) SVR 2072		Flat	LH	7 5/8 X 5 3/16	8 3/8
2736	New	Coming Soon!	98-	(Power / Manual) SVR 2072 S		Flat (Spot)	LH	7 5/8 X 5 3/16	8 3/8
2737	New		98-	(Power / Manual) SVR 2105		Convex	RH	7 5/8 X 5 1/8	8 3/8
2738	New	Coming Soon!	98-	(Power / Manual) SVR 2105 S		Convex (Spot)	RH	7 5/8 X 5 1/8	8 3/8
2739			98-	(Manual) SVR 2003		Flat	LH	6 7/8 X 5 5/8	8
2740		Coming Soon!	98-	(Manual) SVR 2003 S		Flat (Spot)	LH	6 7/8 X 5 5/8	8
2741			98-	(Manual) SVR 2047		Convex	RH	6 7/8 X 5 9/16	8


2742
2743

Coming Soon!

Maxima

98-	(Manual)	SVR 2047 S		Convex (Spot)	RH	6 7/8 X 5 9/16	8
-----	----------	------------	---	---------------	----	----------------	---

2744

81-84		SVR 2008		Flat	LH	6 1/4 X 3 1/2	7 3/16
-------	--	----------	---	------	----	---------------	--------


2745

81-84		SVR 2032		Convex	RH	6 5/16 X 3 1/2	7 3/16
-------	--	----------	---	--------	----	----------------	--------

2746

81-84 (810)		SVR 2475		Flat	LH	5 3/8 X 3 1/8	5 11/16
-------------	--	----------	---	------	----	---------------	---------


2747

81-84 (810)		SVR 2236		Convex	RH	5 3/8 X 3 1/8	5 3/4
-------------	--	----------	---	--------	----	---------------	-------

2748

85-88		SVR 2242		Flat	LH	5 7/8 X 3 11/16	6 3/8
-------	--	----------	---	------	----	-----------------	-------

2749

85-88		SVR 2243		Convex	RH	5 7/8 X 3 11/16	6 3/8
-------	--	----------	---	--------	----	-----------------	-------

2762
2743

NISSAN (cont)

Maxima

2750

89-94		SVR 2246		Flat	LH	6 7/16 X 3 3/4	6 3/8
-------	--	----------	---	------	----	----------------	-------

2751

89-94		SVR 2422		Convex	RH	6 7/8 X 3 3/4	6 3/8
-------	--	----------	---	--------	----	---------------	-------

2752

89-94		SVR 2241		Flat	LH	6 5/8 X 3 11/16	7 1/8
-------	--	----------	---	------	----	-----------------	-------

2753

89-94		SVR 2463		Convex	RH	6 5/8 X 3 11/16	7 1/8
-------	--	----------	---	--------	----	-----------------	-------

2754

95-96		SVR 2179		Flat	LH	6 3/8 X 3 5/8	6 1/2
-------	--	----------	---	------	----	---------------	-------

2755

95-96		SVR 2180		Convex	RH	6 3/8 X 3 5/8	6 1/2
-------	--	----------	---	--------	----	---------------	-------

2756

97		SVR 2339		Flat	LH	6 1/2 X 3 3/4	6 3/8
----	--	----------	---	------	----	---------------	-------

2757

97		SVR 2340		Convex	RH	6 1/2 X 3 3/4	6 3/8
----	--	----------	---	--------	----	---------------	-------

2758

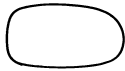















98-99		SVR 2179		Flat	LH	6 3/8 X 3 5/8	6 1/2
-------	--	----------	---	------	----	---------------	-------

2759

98-99		SVR 2180		Convex	RH	6 3/8 X 3 5/8	6 1/2
-------	--	----------	---	--------	----	---------------	-------

2760

00-03		SVR 2021		Flat	LH	7 X 4 1/16	7
-------	--	----------	---	------	----	------------	---

2761			00-03	SVR 2016		Convex	RH	7 X 4 1/16	7
2763		<i>NX Coupe</i>							
2764			91-93	SVR 2012		Flat	LH	5 3/4 X 3 3/8	6 1/8
2765			91-93	SVR 2063		Convex	RH	5 13/16 X 3 3/8	6 3/16
2766		<i>Pathfinder</i>							
2767			87-95	SVR 1009		Flat	LH	6 1/2 X 4 7/16	7 1/2
2768			87-95	SVR 2181		Convex	RH	6 9/16 X 4 1/2	7 7/16
2769			87-95	SVR 2003		Flat	LH	6 7/8 X 5 5/8	8
2770		<i>Coming Soon!</i>	87-95	SVR 2003 S		Flat (Spot)	LH	6 7/8 X 5 5/8	8
2771			87-95	SVR 2047		Convex	RH	6 7/8 X 5 9/16	8
2772		<i>Coming Soon!</i>	87-95	SVR 2047 S		Convex (Spot)	RH	6 7/8 X 5 9/16	8
2773			87-95	SVR 1415		Flat	L&R	7 1/8 X 5 1/4	8 1/8
2774			87-95	SVR 1416		Convex	RH	7 1/8 X 5 1/4	8 1/8
2775			96-98	SVR 2023		Flat	LH	7 1/4 X 4 7/8	7 1/2
2776			96-98	SVR 2014		Convex	RH	7 1/4 X 4 7/8	7 1/2
2777	<i>New</i>		98-	SVR 2073		Flat	LH	7 3/16 X 4 15/16	7 5/8
2794		<i>NISSAN (cont)</i>							
2766		<i>Pathfinder</i>							
2778	<i>New</i>	<i>Coming Soon!</i>	98-	SVR 2073 S		Flat (Spot)	LH	7 3/16 X 4 15/16	7 5/8
2779	<i>New</i>		98-	SVR 2106		Convex	RH	7 7/16 X 5 1/2	7 3/4

2780 **New**
2781

Coming Soon!

Pickup

98-	SVR 2106 S		Convex (Spot)	RH	7 7/16 X 5 1/2	7 3/4
-----	------------	---	---------------	----	----------------	-------

2782

80-86	SVR 2217		Flat	LH	6 5/8 X 4	7 1/8
-------	----------	---	------	----	-----------	-------

2783

86-97	SVR 1009		Flat	LH	6 1/2 X 4 7/16	7 1/2
-------	----------	---	------	----	----------------	-------

2784


86-97	SVR 2181		Convex	RH	6 9/16 X 4 1/2	7 7/16
-------	----------	---	--------	----	----------------	--------

2785

86-97	SVR 2003		Flat	LH	6 7/8 X 5 5/8	8
-------	----------	---	------	----	---------------	---

Coming Soon!

2786

86-97	SVR 2003 S		Flat (Spot)	LH	6 7/8 X 5 5/8	8
-------	------------	---	-------------	----	---------------	---

2787

86-97	SVR 2047		Convex	RH	6 7/8 X 5 9/16	8
-------	----------	---	--------	----	----------------	---

Coming Soon!

2788

86-97	SVR 2047 S		Convex (Spot)	RH	6 7/8 X 5 9/16	8
-------	------------	---	---------------	----	----------------	---

2789

86-97	SVR 1415		Flat	L&R	7 1/8 X 5 1/4	8 1/8
-------	----------	--	------	-----	---------------	-------

2790

86-97	SVR 1416		Convex	RH	7 1/8 X 5 1/4	8 1/8
-------	----------	---	--------	----	---------------	-------

2791

Pulsar

2792

83-86	SVR 2223		Flat	L&R	5 1/16 X 3 1/2	5 3/16
-------	----------	---	------	-----	----------------	--------

2793

83-86	SVR 2224		Convex	RH	5 1/16 X 3 1/2	5 3/16
-------	----------	---	--------	----	----------------	--------

2795

Pulsar NX

2796

87-90	SVR 2242		Flat	LH	5 7/8 X 3 11/16	6 3/8
-------	----------	---	------	----	-----------------	-------

2797

87-90	SVR 2243		Convex	RH	5 7/8 X 3 11/16	6 3/8
-------	----------	---	--------	----	-----------------	-------

2798


















87-90	SVR 2475		Flat	LH	5 3/8 X 3 1/8	5 11/16
-------	----------	---	------	----	---------------	---------
















2799

87-90	SVR 2236		Convex	RH	5 3/8 X 3 1/8	5 3/4
-------	----------	---	--------	----	---------------	-------



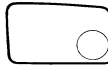














2800

Quest








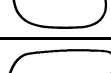



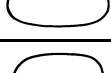







2801	New		93-02	SVR 1141		Flat	LH	7 1/8 X 4 7/16	7 11/16
2802	New	Coming Soon!	93-02	SVR 1141 S		Flat (Spot)	LH	7 1/8 X 4 7/16	7 11/16
2803	New		93-02	SVR 1234		Convex	RH	7 1/8 X 4 7/16	7 5/8
2804	New	Coming Soon!	93-02	SVR 1234 S		Convex (Spot)	RH	7 1/8 X 4 7/16	7 5/8
2805		<i>Sentra</i>							
2806			82-86	SVR 2008		Flat	LH	6 1/4 X 3 1/2	7 3/16
2807			82-86	SVR 2032		Convex	RH	6 5/16 X 3 1/2	7 3/16
2826		<i>NISSAN (cont)</i>							
2827		<i>Sentra</i>							
2808			87-90	SVR 2242		Flat	LH	5 7/8 X 3 11/16	6 3/8
2809			87-90	SVR 2243		Convex	RH	5 7/8 X 3 11/16	6 3/8
2810			87-90	SVR 2244		Flat	LH	6 7/16 X 3 3/4	6 15/16
2811			87-90	SVR 2245		Convex	RH	6 7/16 X 3 3/4	6 15/16
2812			91-94	SVR 2012		Flat	LH	5 3/4 X 3 3/8	6 1/8
2813			91-94	SVR 2063		Convex	RH	5 13/16 X 3 3/8	6 3/16
2814	New		95-99	SVR 2051		Flat	LH	6 15/16 X 4 7/16	7
2815	New		95-99	SVR 2109		Convex	RH	6 15/16 X 4 7/16	7
2816	New		00-	SVR 2213		Flat	LH	7 1/16 X 4 3/8	7
2817	New		00-	SVR 2214		Convex	RH	7 1/16 X 4 3/8	7
2818		<i>Stanza</i>							
2819			82-86	SVR 2008		Flat	LH	6 1/4 X 3 1/2	7 3/16

2820			82-86	SVR 2032		Convex	RH	6 5/16 X 3 1/2	7 3/16
2821			86-89 (Wagon)	SVR 2366		Flat	LH	6 3/4 X 3 11/16	7 3/16
2822			86-89 (Wagon)	SVR 2367		Convex	RH	6 3/4 X 3 11/16	7 3/16
2823			87-89	SVR 2242		Flat	LH	5 7/8 X 3 11/16	6 3/8
2824			87-89	SVR 2243		Convex	RH	5 7/8 X 3 11/16	6 3/8
2825			90-92	SVR 2241		Flat	LH	6 5/8 X 3 11/16	7 1/8
2828			90-92	SVR 2463		Convex	RH	6 5/8 X 3 11/16	7 1/8
2829		<i>Van</i>							
2830	New		86-89	SVR 2371		Flat	LH	7 1/2 X 6 5/16	8 7/8
2831	New		86-89	SVR 2424		Convex	RH	7 9/16 X 7 9/16	9
2832		<i>Xterra</i>							
2833	New		00- (Manual)	SVR 2003		Flat	LH	6 7/8 X 5 5/8	8
2834	New	Coming Soon!	00- (Manual)	SVR 2003 S		Flat (Spot)	LH	6 7/8 X 5 5/8	8
2835	New		00- (Manual)	SVR 2047		Convex	RH	6 7/8 X 5 9/16	8
2836		Coming Soon!	00- (Manual)	SVR 2047 S		Convex (Spot)	RH	6 7/8 X 5 9/16	8
2826		<i>NISSAN (cont)</i>							
2827		<i>Xterra</i>							
2837	New		00- (Power / Manual)	SVR 2070		Flat	LH	7 5/8 X 5 1/8	8 3/8
2838	New	Coming Soon!	00- (Power / Manual)	SVR 2070 S		Flat (Spot)	LH	7 5/8 X 5 1/8	8 3/8

2839	New		00- (Power / Manual)	SVR 2103		Convex	RH	7 11/16 X 5 1/8	8 7/16
2840	New	Coming Soon!	00- (Power / Manual)	SVR 2103 S		Convex (Spot)	RH	7 11/16 X 5 1/8	8 7/16
2841									
2842		OLDSMOBILE							
2843									
2844			92-98	SVR 1082		Flat	LH	6 1/16 X 3 7/8	6 7/8
2845			92-98	SVR 1143		Convex	RH	6 1/8 X 3 13/16	6 7/8
2846			92-98	SVR 1087		Flat	LH	6 3/16 X 3 7/8	7
2847			92-98	SVR 1058		Convex	RH	6 1/4 X 3 15/16	7
2848									
2849			99-	SVR 1007		Flat	LH	7 1/2 X 4 1/8	7 7/8
2850			99-	SVR 1015		Convex	RH	8 1/8 X 4 1/8	8 3/8
2851			03-	SVR 1389		Flat	LH	8 1/8 X 4 1/2	7 7/8
2852			03-	SVR 1390		Convex	RH	8 3/8 X 4 1/2	8 5/8
2853									
2854	New		95-99	SVR 1170		Flat	LH	7 5/16 X 3 5/8	7 5/16
2855	New		95-99 (Electro Fit Over)	SVR 1228		Flat	LH	7 1/16 X 3 3/8	7 1/16
2856	New		95-99	SVR 1245		Convex	RH	7 1/2 X 3 5/8	7 1/2
2857	New		01-03	SVR 1282		Flat	LH	8 9/16 X 3 7/8	8 11/16
2860	New		01-03	SVR 1283		Convex	RH	8 1/2 X 3 7/8	8 9/16
2861									
2862	New		91-94	SVR 1133		Flat	LH	5 15/16 X 3 9/16	6 13/16

2863	New	Coming Soon!	91-94	SVR 1133 S		Flat (Spot)	LH	5 15/16 X 3 9/16	6 13/16
2864			91-94	SVR 1056		Convex	RH	5 7/8 X 3 9/16	6 11/16
2865		Coming Soon!	91-94	SVR 1056 S		Convex (Spot)	RH	5 7/8 X 3 9/16	6 11/16
2866			96-98	SVR 1044		Flat	LH	7 9/16 X 5 11/16	8 1/8
2867			96-98	SVR 1044 H		Flat (Heated)	LH	7 9/16 X 5 11/16	8 1/8
2868		Coming Soon!	96-98	SVR 1044 S		Flat (Spot)	LH	7 9/16 X 5 11/16	8 1/8
2886	<i>OLDSMOBILE (cont)</i>								
2861	<i>Bravada</i>								
2869		Coming Soon!	96-98	SVR 1044 SH		Flat (Spot / Heated)	LH	7 9/16 X 5 11/16	8 1/8
2870			96-98	SVR 1166		Convex	RH	7 9/16 X 5 11/16	8 3/16
2871			96-98	SVR 1166 H		Convex (Heated)	RH	7 9/16 X 5 11/16	8 3/16
2872		Coming Soon!	96-98	SVR 1166 S		Convex (Spot)	RH	7 9/16 X 5 11/16	8 3/16
2873		Coming Soon!	96-98	SVR 1166 SH		Convex (Spot / Heated)	RH	7 9/16 X 5 11/16	8 3/16
2874			99-01	SVR 1077		Flat	LH	7 5/8 X 5 7/8	9 1/2
2875			99-01	SVR 1077 H		Flat (Heated)	LH	7 5/8 X 5 7/8	9 1/2
2876		Coming Soon!	99-01	SVR 1077 S		Flat (Spot)	LH	7 5/8 X 5 7/8	9 1/2
2877		Coming Soon!	99-01	SVR 1077 SH		Flat (Spot / Heated)	LH	7 5/8 X 5 7/8	9 1/2
2878			99-01 (Electro Fit Over)	SVR 1265		Flat	LH	7 7/16 X 5 5/8	9 1/4
2879			99-01	SVR 1035		Convex	RH	7 5/8 X 5 7/8	9 1/2

2880	Coming Soon!	99-01	SVR 1035 S		Convex (Spot)	RH	7 5/8 X 5 7/8	9 1/2
2881		99-01	SVR 1035 H		Convex (Heated)	RH	7 5/8 X 5 7/8	9 1/2
2882	Coming Soon!	99-01	SVR 1035 SH		Convex (Spot / Heated)	RH	7 5/8 X 5 7/8	9 1/2
2883		02-	SVR 1295		Flat	LH	8 3/8 X 4 3/8	8 3/4
2884		02-	(Electro Fit Over) SVR 1294		Flat	LH	8 1/2 X 4 1/8	8 1/2
2885		02-	SVR 1296		Convex	RH	8 3/8 X 4 3/8	8 3/4
2887	Custom Cruiser							
2888		91-95 (Wagon)	SVR 1429		Flat	LH	5 1/4 X 3 1/4	5 11/16
2889		91-95 (Wagon)	SVR 1430		Convex	RH	5 5/8 X 3 5/16	6
2890	Cutlass							
2891		68-88 (RWD)	SVR 1403		Flat	L&R	5 1/8 X 3 7/16	5 1/4
2892		68-88 (RWD)	SVR 1404		Convex	RH	5 1/16 X 3 7/16	5 1/4
2893		73-88 (RWD)	SVR 1187		Flat	LH	5 5/16 X 3 1/8	5 3/8
2894		73-88 (RWD)	SVR 1407		Flat	RH	5 1/4 X 3 1/8	5 3/8
2895		73-88 (RWD)	SVR 1086		Convex	RH	5 3/8 X 3 1/8	5 3/8
2896		97-99	SVR 1072		Flat	LH	6 7/8 X 4	7 9/16
2897		97-99	SVR 1095		Convex	RH	6 15/16 X 4	7 9/16
2886	OLDSMOBILE (cont)							
2898	Cutlass Calais							
2899		73-88 (RWD)	SVR 1187		Flat	LH	5 5/16 X 3 1/8	5 3/8
2900		73-88 (RWD)	SVR 1407		Flat	RH	5 1/4 X 3 1/8	5 3/8
2901		73-88 (RWD)	SVR 1086		Convex	RH	5 3/8 X 3 1/8	5 3/8

2902		85-91 (FWD)	SVR 1059		Flat	LH	6 1/16 X 3 1/2	7 3/16
2903		85-91 (FWD)	SVR 1106		Convex	RH	5 7/8 X 3 1/2	6 7/8
2904	<i>Cutlass Ciera</i>							
2905		82-96 (FWD)	SVR 1051		Flat	LH	6 5/16 X 3 1/16	7 9/16
2906		82-96 (FWD)	SVR 1417		Flat	RH	6 1/2 X 3 1/2	7 11/16
2907		82-96 (FWD)	SVR 1102		Convex	RH	6 3/8 X 3 1/8	7 11/16
2908	<i>Cutlass Supreme</i>							
2909		73-88 (RWD)	SVR 1187		Flat	LH	5 5/16 X 3 1/8	5 3/8
2910		73-88 (RWD)	SVR 1407		Flat	RH	5 1/4 X 3 1/8	5 3/8
2911		73-88 (RWD)	SVR 1086		Convex	RH	5 3/8 X 3 1/8	5 3/8
2912		88-97 (FWD)	SVR 1068		Flat	LH	6 X 3 15/16	6 13/16
2913		88-97 (FWD)	SVR 1428		Convex	RH	6 7/16 X 3 15/16	6 15/16
2914	<i>Eighty Eight</i>							
2915		71-90 (RWD)	SVR 1186		Flat	L&R	5 5/8 X 3 9/16	5 11/16
2916		71-90 (RWD)	SVR 1255		Convex	RH	5 5/8 X 3 9/16	5 11/16
2917		71-90 (RWD)	SVR 1187		Flat	LH	5 5/16 X 3 1/8	5 3/8
2918		71-90 (RWD)	SVR 1407		Flat	RH	5 1/4 X 3 1/8	5 3/8
2919		71-90 (RWD)	SVR 1086		Convex	RH	5 3/8 X 3 1/8	5 3/8
2920	N/A	71-90 (RWD)	SVR 1231		Convex	RH	5 1/4 X 3	5 1/4
2921		71-90 (RWD)	SVR 1403		Flat	L&R	5 1/8 X 3 7/16	5 1/4
2922		71-90 (RWD)	SVR 1404		Convex	RH	5 1/16 X 3 7/16	5 1/4
2923		86-91 (FWD)	SVR 1054		Flat	LH	6 7/16 X 3 5/8	7

2924

86-91 (FWD) SVR 1418



Flat

RH 6 1/4 X 3 1/8

7 3/8

2925

86-91 (FWD) SVR 1108



Convex

RH 6 3/16 X 3 1/8

7 5/16

2926

92-99 SVR 1055



Flat

LH 5 15/16 X 3 5/16

6 1/8

2927

New

92-99 (Electro Fit Over) SVR 1229



Flat

LH 5 1/2 X 3

5 3/4

2928

92-99 SVR 1053



Convex

RH 6 1/4 X 3 5/16

6 3/8

2933

OLDSMOBILE (cont)

2929

Firenza

2930

82-88 SVR 1050



Flat

LH 5 5/8 X 3 1/16

6 11/16

2931

82-88 SVR 1335



Flat

RH 5 5/8 X 3 3/16

6 9/16

2932

82-88 SVR 1101



Convex

RH 5 5/8 X 3 3/16

6 9/16

2934

Intrigue

2935

98-02 SVR 1075



Flat

LH 8 X 4 1/4

8 1/4

2936

98-02 SVR 1089



Convex

RH 8 5/8 X 4 1/4

8 5/8

2937

LSS

2938

97-99 SVR 1055



Flat

LH 5 15/16 X 3 5/16

6 1/8

2939

97-99 (Electro Fit Over) SVR 1277



Flat

LH 5 1/2 X 2 15/16

5 11/16

2940

97-99 SVR 1053



Convex

RH 6 1/4 X 3 5/16

6 3/8

2941

Ninety Eight

2942

71-90 (RWD) SVR 1186



Flat

L&R 5 5/8 X 3 9/16

5 11/16

2943

71-90 (RWD) SVR 1255



Convex

RH 5 5/8 X 3 9/16

5 11/16

2944

71-90 (RWD) SVR 1403



Flat

L&R 5 1/8 X 3 7/16

5 1/4

2945




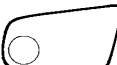
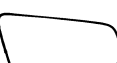













71-90 (RWD) SVR 1404


























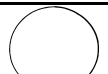




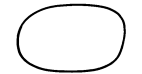
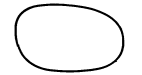

Convex






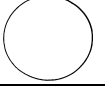
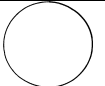








RH 5 1/16 X 3 7/16

5 1/4

2966	New	97-99 (Electro Fit Over)	SVR 1229		Flat	LH	5 1/2 X 3	5 3/4
2967		97-99	SVR 1053		Convex	RH	6 1/4 X 3 5/16	6 3/8
2968		<i>Silhouette Van</i>						
2969		90	SVR 1065		Flat	LH	6 9/16 X 3 3/8	7 7/16
2970	Coming Soon!	90	SVR 1065 S		Flat (Spot)	LH	6 9/16 X 3 3/8	7 7/16
2971		90	SVR 1113		Convex	RH	6 7/8 X 3 3/8	7 9/16
2972	Coming Soon!	90	SVR 1113 S		Convex (Spot)	RH	6 7/8 X 3 3/8	7 9/16
2973	New	92-96	SVR 1149		Flat	LH	6 13/16 X 4 9/16	7 11/16
2974	New	92-96	SVR 1149 S		Flat (Spot)	LH	6 13/16 X 4 9/16	7 11/16
2975		91-96	SVR 1066		Convex	RH	6 15/16 X 4 1/2	8 7/16
2976	Coming Soon!	91-96	SVR 1066 S		Convex (Spot)	RH	6 15/16 X 4 1/2	8 7/16
2979		97-04	SVR 1074		Flat	LH	8 1/8 X 5 5/16	8 13/16
2980	Coming Soon!	97-04	SVR 1074 S		Flat (Spot)	LH	8 1/8 X 5 5/16	8 13/16
2981		97-04	SVR 1088		Convex	RH	8 1/4 X 5 3/8	8 15/16
2982	Coming Soon!	97-04	SVR 1088 S		Convex (Spot)	RH	8 1/4 X 5 3/8	8 15/16
2983		<i>Starfire</i>						
2984		75-80	SVR 1316		Flat	L&R	4 5/16 X 2 5/8	4 3/8
2985		75-80	SVR 1314		Flat	L&R	4 1/2 X 3	4 1/2
2986		75-80	SVR 1315		Convex	RH	4 1/2 X 3	4 1/2
2987		<i>Toronado</i>						
2988		71-85	SVR 1186		Flat	L&R	5 5/8 X 3 9/16	5 11/16

2989		71-85	SVR 1255		Convex	RH	5 5/8 X 3 9/16	5 11/16
2990		79-85	SVR 1187		Flat	LH	5 5/16 X 3 1/8	5 3/8
2991		79-85	SVR 1407		Flat	RH	5 1/4 X 3 1/8	5 3/8
2992		79-85	SVR 1086		Convex	RH	5 3/8 X 3 1/8	5 3/8
2993		79-85	SVR 1339		Flat	LH	6 1/8 X 3 1/4	6 3/4
2977	<i>OLDSMOBILE (cont)</i>							
2978	<i>Toronado</i>							
2994		86-89	SVR 1341		Flat	LH	6 3/8 X 3 9/16	6 7/8
2995		90-92	SVR 1068		Flat	LH	6 X 3 15/16	6 13/16
2996		90-92	SVR 1428		Convex	RH	6 7/16 X 3 15/16	6 15/16
2997								
2998	<i>PLYMOUTH</i>							
2999	<i>Acclaim</i>							
3000		89-95	SVR 1423		Flat	LH	5 5/8 X 3 1/2	6 11/16
3001		89-95	SVR 1424		Convex	RH	5 5/8 X 3 1/4	6 9/16
3002	<i>Breeze</i>							
3003		96-00	SVR 1067		Flat	LH	6 1/2 X 4	6 1/2
3004		96-00	SVR 1093		Convex	RH	6 1/2 X 4	6 1/2
3005	<i>Champ</i>							
3006		79-82	SVR 1337		Flat	LH	5 5/8 X 3 5/16	6 1/8
3007	<i>Colt</i>							
3008		79-84	SVR 1337		Flat	LH	5 5/8 X 3 5/16	6 1/8
3009		89-92	SVR 1421		Flat	LH	6 1/4 X 3 3/4	6 13/16
3010		89-92	SVR 1422		Convex	RH	6 1/8 X 3 5/8	6 11/16

3011		93-94	SVR 2304		Flat	LH	6 7/8 X 3 11/16	6 15/16
3012		93-94	SVR 2305		Convex	RH	6 7/8 X 3 11/16	6 15/16
3013		<i>Colt Vista Wagon</i>						
3014		92-94	SVR 1346		Flat	LH	7 1/8 X 3 15/16	7 1/2
3015		92-94	SVR 1347		Convex	RH	7 1/8 X 3 15/16	7 1/2
3016		<i>Duster</i>						
3017		92-94	SVR 1423		Flat	LH	5 5/8 X 3 1/2	6 11/16
3018		92-94	SVR 1424		Convex	RH	5 5/8 X 3 1/4	6 9/16
3019		<i>Fury</i>						
3020		75-78	SVR 1402		Flat	L&R	4 1/4 X 4 1/4	4 1/4
3021		<i>Horizon</i>						
3022		78-90	SVR 1402		Flat	L&R	4 1/4 X 4 1/4	4 1/4
3023		<i>Laser</i>						
3024	New	90-94	SVR 1425		Flat	LH	6 1/8 X 4 1/8	6 3/4
3025	New	90-94	SVR 1426		Convex	RH	6 1/16 X 4 1/4	6 5/8
3026		<i>Neon</i>						
3027	New	95-99	SVR 1152		Flat	LH	6 11/16 X 4	7 1/16
3028		<i>PLYMOUTH (cont)</i>						
3029		<i>Neon</i>						
3030	New	95-99	SVR 1243		Convex	RH	7 1/2 X 3 7/8	7 3/4
3031	N/A	00-01 (Manual)	SVR 1167		Flat	LH	6 3/8 X 4 3/16	6 7/16
3032	N/A	00-01 (Manual)	SVR 1184		Convex	RH	6 1/4 X 4 1/4	6 7/16
3033	N/A	00-01 (Power)	SVR 1169		Flat	LH	6 13/16 X 4 7/16	7

3034	N/A	<i>Sapporo</i>	00-01 (Power)	SVR 1219		Convex	RH	6 11/16 X 4 3/8	6 3/4	
3035										
3036		<i>Sundance</i>	78-83	SVR 1337		Flat	LH	5 5/8 X 3 5/16	6 1/8	
3037			78-83	SVR 1343		Flat	L&R	4 11/16 X 3 1/8	5 1/8	
3038		<i>Valiant</i>	87-94	SVR 1423		Flat	LH	5 5/8 X 3 1/2	6 11/16	
3039			87-94	SVR 1424		Convex	RH	5 5/8 X 3 1/4	6 9/16	
3040		<i>Volare</i>	75-76	SVR 1402		Flat	L&R	4 1/4 X 4 1/4	4 1/4	
3041			76-80	SVR 1402		Flat	L&R	4 1/4 X 4 1/4	4 1/4	
3042										
3043										
3044										
3045										
3046	PONTIAC									
3047		<i>6000</i>								
3048		<i>Astre</i>	82-91	SVR 1051		Flat	LH	6 5/16 X 3 1/16	7 9/16	
3049			82-91	SVR 1417		Flat	RH	6 1/2 X 3 1/2	7 11/16	
3050			82-91	SVR 1102		Convex	RH	6 3/8 X 3 1/8	7 11/16	
3051		<i>Aztek</i>	75-77	SVR 1308		Flat	L&R	5 3/8 X 2 7/8	5 5/16	
3052			75-77	SVR 1314		Flat	L&R	4 1/2 X 3	4 1/2	
3053		<i>Bonneville</i>	01-	SVR 1284		Flat	LH	8 3/16 X 6	9 3/16	
3054			01-	SVR 1285		Convex	RH	8 1/4 X 6	9 1/4	
3055										
3056										
3057										
3058			71-86	SVR 1186		Flat	L&R	5 5/8 X 3 9/16	5 11/16	

3059

71-86

SVR 1255



Convex

RH 5 5/8 X 3 9/16

5 11/16

3060

71-86

SVR 1187



Flat

LH 5 5/16 X 3 1/8

5 3/8

3061

71-86

SVR 1407



Flat

RH 5 1/4 X 3 1/8

5 3/8

3062

71-86

SVR 1086



Convex

RH 5 3/8 X 3 1/8

5 3/8

3074

PONTIAC (cont)

3075

Bonneville

3063

71-86

SVR 1403



Flat

L&R 5 1/8 X 3 7/16

5 1/4

3064

71-86

SVR 1404



Convex

RH 5 1/16 X 3 7/16

5 1/4

3065

87-91

SVR 1054



Flat

LH 6 7/16 X 3 5/8

7

3066

87-91

SVR 1418



Flat

RH 6 1/4 X 3 1/8

7 3/8

3067

87-91

SVR 1108



Convex

RH 6 3/16 X 3 1/8

7 5/16

3068

92-99

SVR 1286



Flat

LH 6 5/16 X 3 7/16

6 3/8

3069

92-99

SVR 1287



Convex

RH 6 5/8 X 3 3/8

6 11/16

3070

New

00-

SVR 1222



Flat

LH 4 1/8 X 8 1/8

8 1/2

3071

New

00-

SVR 1239



Convex

RH 8 7/16 X 4 1/8

8 3/4

3072

Catalina

3073

71-81

SVR 1186



Flat

L&R 5 5/8 X 3 9/16

5 11/16

3076

71-81

SVR 1255



Convex

RH 5 5/8 X 3 9/16

5 11/16

3077

71-81

SVR 1187



Flat


LH 5 5/16 X 3 1/8

5 3/8

3078

71-81

SVR 1407



Flat

RH 5 1/4 X 3 1/8

5 3/8

3079

71-81

SVR 1086



Convex

RH 5 3/8 X 3 1/8

5 3/8

3080

71-81

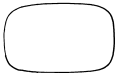
















SVR 1403



Flat

L&R 5 1/8 X 3 7/16

5 1/4

3081		71-81	SVR 1404		Convex	RH	5 1/16 X 3 7/16	5 1/4
3082	<i>Fiero</i>							
3083		84-88	SVR 1048		Flat	LH	5 3/4 X 3 1/8	7 3/16
3084		84-88	SVR 1100		Convex	RH	6 3/16 X 3 1/16	7 1/2
3085	<i>Firebird/Trans Am</i>							
3086		70-81	SVR 1187		Flat	LH	5 5/16 X 3 1/8	5 3/8
3087		70-81	SVR 1407		Flat	RH	5 1/4 X 3 1/8	5 3/8
3088		70-81	SVR 1086		Convex	RH	5 3/8 X 3 1/8	5 3/8
3089		70-81	SVR 1308		Flat	L&R	5 3/8 X 2 7/8	5 5/16
3090		70-81	SVR 1309		Convex	RH	5 3/8 X 2 7/8	5 5/16
3091		70-81	SVR 1403		Flat	L&R	5 1/8 X 3 7/16	5 1/4
3092		70-81	SVR 1404		Convex	RH	5 1/16 X 3 7/16	5 1/4
3093		82-92	SVR 1048		Flat	LH	5 3/4 X 3 1/8	7 3/16
3094		82-92	SVR 1100		Convex	RH	6 3/16 X 3 1/16	7 1/2
3111	<i>PONTIAC (cont)</i>							
3112	<i>Firebird/Trans Am</i>							
3095		82-92	SVR 1079		Flat	LH	6 1/2 X 3 3/16	7 1/16
3096		82-92	SVR 1130		Convex	RH	5 13/16 X 3 1/4	7 3/8
3097	New	93-02	SVR 1150		Flat	LH	6 3/8 X 3 5/8	7 3/8
3098	New	93-02	SVR 1241		Convex	RH	6 7/8 X 3 7/8	7 1/2
3099	<i>Firefly</i>							
3100		95-01	SVR 1262		Flat	LH	6 3/16 X 3 1/2	6 3/8

3101
3102

Grand Am

95-01	SVR 1263		Convex	RH	6 9/16 X 3 5/8	7 1/4
-------	----------	---	--------	----	----------------	-------

3103

85-91	SVR 1059		Flat	LH	6 1/16 X 3 1/2	7 3/16
-------	----------	---	------	----	----------------	--------

3104

85-91	SVR 1106		Convex	RH	5 7/8 X 3 1/2	6 7/8
-------	----------	---	--------	----	---------------	-------

3105

92-98	SVR 1082		Flat	LH	6 1/16 X 3 7/8	6 7/8
-------	----------	---	------	----	----------------	-------

3106

92-98	SVR 1143		Convex	RH	6 1/8 X 3 13/16	6 7/8
-------	----------	---	--------	----	-----------------	-------


3107

92-98	SVR 1087		Flat	LH	6 3/16 X 3 7/8	7
-------	----------	---	------	----	----------------	---

3108

92-98	SVR 1058		Convex	RH	6 1/4 X 3 15/16	7
-------	----------	---	--------	----	-----------------	---


3109

99-02	SVR 1010		Flat	LH	7 X 4 3/4	7 15/16
-------	----------	---	------	----	-----------	---------

3110

99-02	SVR 1017		Convex	RH	7 1/4 X 4 3/4	8 1/8
-------	----------	---	--------	----	---------------	-------

3113

03-	SVR 1389		Flat	LH	8 1/8 X 4 1/2	7 7/8
-----	----------	--	------	----	---------------	-------


3114

03-	SVR 1390		Convex	RH	8 3/8 X 4 1/2	8 5/8
-----	----------	---	--------	----	---------------	-------

3115

Grand Prix

3116

78-87	SVR 1187		Flat	LH	5 5/16 X 3 1/8	5 3/8
-------	----------	---	------	----	----------------	-------


3117

78-87	SVR 1407		Flat	RH	5 1/4 X 3 1/8	5 3/8
-------	----------	---	------	----	---------------	-------


3118

78-87	SVR 1086		Convex	RH	5 3/8 X 3 1/8	5 3/8
-------	----------	---	--------	----	---------------	-------


3119

78-87	SVR 1308		Flat	L&R	5 3/8 X 2 7/8	5 5/16
-------	----------	---	------	-----	---------------	--------

3120

78-87	SVR 1309		Convex	RH	5 3/8 X 2 7/8	5 5/16
-------	----------	---	--------	----	---------------	--------

3121











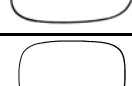





88-96	SVR 1062		Flat	LH	6 1/4 X 3 13/16	7 1/2
-------	----------	---	------	----	-----------------	-------










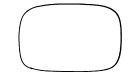








3122





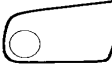

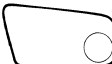












88-96	SVR 1121		Convex	RH	6 7/16 X 3 11/16	7 5/8
-------	----------	---	--------	----	------------------	-------









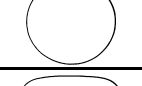
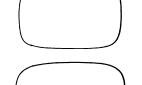





3123
















88-96	SVR 1146		Convex	RH	6 5/8 X 3 5/8	7 1/2
-------	----------	---	--------	----	---------------	-------














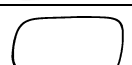


3124	<i>PONTIAC (cont)</i>	<i>Grand Prix</i>	97	SVR 1359		Flat	LH	6 15/16 X 5	7 15/16	
3125			97	SVR 1381		Convex	RH	7 9/16 X 5 7/8	8 1/4	
3126 3146 3147			98-03	SVR 2010		Flat	LH	7 X 4 3/4	7 7/8	
3127 3128		<i>J-2000</i>	98-03	SVR 1024		Convex	RH	7 5/16 X 4 7/8	8 1/4	
3129			82-87	SVR 1050		Flat	LH	5 5/8 X 3 1/16	6 11/16	
3130 3131		<i>Lemans</i>	82-87	SVR 1101		Convex	RH	5 5/8 X 3 3/16	6 9/16	
3132			73-81	SVR 1187		Flat	LH	5 5/16 X 3 1/8	5 3/8	
3133			73-81	SVR 1407		Flat	RH	5 1/4 X 3 1/8	5 3/8	
3134			73-81	SVR 1086		Convex	RH	5 3/8 X 3 1/8	5 3/8	
3135			73-81	SVR 1308		Flat	L&R	5 3/8 X 2 7/8	5 5/16	
3136			73-81	SVR 1309		Convex	RH	5 3/8 X 2 7/8	5 5/16	
3137			73-81	SVR 1403		Flat	L&R	5 1/8 X 3 7/16	5 1/4	
3138 3139			<i>Montana</i>	73-81	SVR 1404		Convex	RH	5 1/16 X 3 7/16	5 1/4
3140				<i>Coming Soon!</i>	99-	SVR 1074		Flat	LH	8 1/8 X 5 5/16
3141	99-				SVR 1074 S		Flat (Spot)	LH	8 1/8 X 5 5/16	8 13/16
3142	99-	SVR 1088			Convex	RH	8 1/4 X 5 3/8	8 15/16		
















3143	Coming Soon!	99-	SVR 1088 S		Convex (Spot)	RH	8 1/4 X 5 3/8	8 15/16
3144		<i>Parisienne / Safari Wag.</i>						
3145	Phoenix	83-89	SVR 1186		Flat	L&R	5 5/8 X 3 9/16	5 11/16
3148		83-89	SVR 1255		Convex	RH	5 5/8 X 3 9/16	5 11/16
3149		83-89	SVR 1187		Flat	LH	5 5/16 X 3 1/8	5 3/8
3150		83-89	SVR 1407		Flat	RH	5 1/4 X 3 1/8	5 3/8
3151		83-89	SVR 1086		Convex	RH	5 3/8 X 3 1/8	5 3/8
3152		83-89	SVR 1369		Convex	RH	7 X 3 3/8	7 7/16
3153		<i>Phoenix</i>						
3154	PONTIAC (cont)	77-84	SVR 1308		Flat	L&R	5 3/8 X 2 7/8	5 5/16
3155		77-84	SVR 1309		Convex	RH	5 3/8 X 2 7/8	5 5/16
3156		77-84	SVR 1403		Flat	L&R	5 1/8 X 3 7/16	5 1/4
3157		77-84	SVR 1404		Convex	RH	5 1/16 X 3 7/16	5 1/4
3158		80-84	SVR 1051		Flat	LH	6 5/16 X 3 1/16	7 9/16
3183		<i>Phoenix</i>						
3184	Phoenix	80-84	SVR 1417		Flat	RH	6 1/2 X 3 1/2	7 11/16
3159		80-84	SVR 1102		Convex	RH	6 3/8 X 3 1/8	7 11/16
3160		80-84	SVR 1187		Flat	LH	5 5/16 X 3 1/8	5 3/8
3161	Sunbird	80-84	SVR 1407		Flat	RH	5 1/4 X 3 1/8	5 3/8
3162		80-84	SVR 1086		Convex	RH	5 3/8 X 3 1/8	5 3/8
3163		76-80	SVR 1314		Flat	L&R	4 1/2 X 3	4 1/2
3164	<i>Sunbird</i>							
3165								

3166		76-80	SVR 1315		Convex	RH	4 1/2 X 3	4 1/2
3167		76-80	SVR 1308		Flat	L&R	5 3/8 X 2 7/8	5 5/16
3168		76-80	SVR 1309		Convex	RH	5 3/8 X 2 7/8	5 5/16
3169		82-94	SVR 1065		Flat	LH	6 9/16 X 3 3/8	7 7/16
3170	Coming Soon!	82-94	SVR 1065 S		Flat (Spot)	LH	6 9/16 X 3 3/8	7 7/16
3171		82-94	SVR 1113		Convex	RH	6 7/8 X 3 3/8	7 9/16
3172	Coming Soon!	82-94	SVR 1113 S		Convex (Spot)	RH	6 7/8 X 3 3/8	7 9/16
3173		82-94	SVR 1050		Flat	LH	5 5/8 X 3 1/16	6 11/16
3174		82-94	SVR 1101		Convex	RH	5 5/8 X 3 3/16	6 9/16
3175	<i>Sunfire</i>							
3176		95-	SVR 1092		Flat	LH	6 3/4 X 3 7/8	7 5/16
3177		95-	SVR 1094		Convex	RH	6 3/4 X 3 13/16	7 1/4
3178	<i>Trans Sport</i>							
3179		90	SVR 1065		Flat	LH	6 9/16 X 3 3/8	7 7/16
3180	Coming Soon!	90	SVR 1065 S		Flat (Spot)	LH	6 9/16 X 3 3/8	7 7/16
3181		90	SVR 1113		Convex	RH	6 7/8 X 3 3/8	7 9/16
3182	Coming Soon!	90	SVR 1113 S		Convex (Spot)	RH	6 7/8 X 3 3/8	7 9/16
3185	New	91-96	SVR 1149		Flat	LH	6 13/16 X 4 9/16	7 11/16
3186	New	91-96	SVR 1149 S		Flat (Spot)	LH	6 13/16 X 4 9/16	7 11/16
3187		91-96	SVR 1066		Convex	RH	6 15/16 X 4 1/2	8 7/16
3188	Coming Soon!	91-96	SVR 1066 S		Convex (Spot)	RH	6 15/16 X 4 1/2	8 7/16

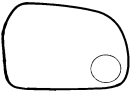
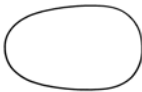















3189			97-98	SVR 1074		Flat	LH	8 1/8 X 5 5/16	8 13/16
3190	Coming Soon!		97-98	SVR 1074 S		Flat (Spot)	LH	8 1/8 X 5 5/16	8 13/16
3183	<i>PONTIAC (cont)</i>								
3184		<i>Trans Sport</i>							
3191			97-98	SVR 1088		Convex	RH	8 1/4 X 5 3/8	8 15/16
3192	Coming Soon!		97-98	SVR 1088 S		Convex (Spot)	RH	8 1/4 X 5 3/8	8 15/16
3193		<i>T-1000</i>							
3194			81-87	SVR 1308		Flat	L&R	5 3/8 X 2 7/8	5 5/16
3195			81-87	SVR 1309		Convex	RH	5 3/8 X 2 7/8	5 5/16
3196			81-87	SVR 1314		Flat	L&R	4 1/2 X 3	4 1/2
3197	New		81-87	SVR 1315		Convex	RH	4 1/2 X 3	4 1/2
3198		<i>Ventura</i>							
3199			73-77	SVR 1402		Flat	L&R	4 1/4 X 4 1/4	4 1/4
3200			73-77	SVR 1403		Flat	L&R	5 1/8 X 3 7/16	5 1/4
3201			73-77	SVR 1404		Convex	RH	5 1/16 X 3 7/16	5 1/4
3202									
3203		<i>PORSCHE</i>							
3204									
				928					
3205	New		87-91	SVR 2389		Flat	LH	6 1/8 X 3 3/4	6 7/8
3206	New		87-91	SVR 2390		Convex	RH	6 1/8 X 3 3/4	6 7/8
3207		<i>944 / 944S / 944S2 / Turbo</i>							
3208	New		83-85	SVR 2386		Flat	LH	5 1/2 X 3 7/16	5 13/16
3209	New		83-85	SVR 2387		Convex	RH	5 1/2 X 3 7/16	5 13/16


















3210	New		85-91	SVR 2389		Flat	LH	6 1/8 X 3 3/4	6 7/8
3211	New		85-91	SVR 2390		Convex	RH	6 1/8 X 3 3/4	6 7/8
3212									
3213		SAAB							
3214			900						
3215	New		81-94	SVR 2354		Flat	LH	6 5/8 X 3 13/16	7 5/16
3216	New		81-94	SVR 2490		Convex	RH	6 1/2 X 3 13/16	7 3/8
3217			9000						
3218	New		86-98	SVR 2354		Flat	LH	6 5/8 X 3 13/16	7 5/16
3219	New		86-98	SVR 2490		Convex	RH	6 1/2 X 3 13/16	7 3/8
3220			Turbo						
3221	New		85-88	SVR 2343		Flat	LH	6 11/16 X 3 7/8	7 3/8
3222	New		85-88	SVR 2438		Convex	RH	6 5/8 X 3 13/16	7 3/8
3223									
3224		SATURN							
3225			SC1/SC2						
3226	New		91-96	SVR 1290		Flat	LH	6 9/16 X 3 7/16	7 7/16
3227	New		91-96	SVR 1291		Convex	RH	6 9/16 X 3 7/16	7 7/16
3228	New		97-02	SVR 1224		Flat	LH	7 15/16 X 4 1/16	7 15/16
3229	New		97-02	SVR 2120		Convex	RH	8 1/8 X 4 1/16	8 1/8
3230			L Series Sedan/Wagon						
3231	New		00-	SVR 1288		Flat	LH	7 15/16 X 4 1/8	7 3/4
3232	New		00-	SVR 1289		Convex	RH	7 15/16 X 4 1/8	7 3/4
3233			Sedan/Wagon						
3234			91-95	SVR 1290		Flat	LH	6 9/16 X 3 7/16	7 7/16


















3235		91-95	SVR 1291		Convex	RH	6 9/16 X 3 7/16	7 7/16
3236		96-02	SVR 1189		Flat	LH	7 1/4 X 4	7 5/8
3237		96-02	SVR 1215		Convex	RH	7 3/16 X 3 15/16	7 13/16
3238								
3239		SUBARU						
3240		<i>Forester</i>						
3241	New	98-02	SVR 2081		Flat	LH	6 9/16 X 3 13/16	6 15/16
3242	New	98-02	SVR 2123		Convex	RH	6 5/8 X 3 7/8	7
3243		98-02 (Power)	SVR 2023		Flat	LH	7 1/4 X 4 7/8	7 1/2
3244		98-02 (Power)	SVR 2014		Convex	RH	7 1/4 X 4 7/8	7 1/2
3245		<i>Hatchback</i>						
3246	New	85-89	SVR 2247		Flat	LH	5 3/4 X 3 1/2	6 1/2
3247	New	85-89	SVR 2248		Convex	RH	5 3/4 X 3 1/2	6 1/2
3248		<i>Impreza Coupe</i>						
3249	New	99-01	SVR 2078		Flat	LH	6 9/16 X 3 13/16	6 15/16
3250	New	99-01	SVR 2119		Convex	RH	6 5/8 X 3 13/16	7
3251		<i>Impreza Sedan/Wagon</i>						
3252		<i>Outback Sport</i>						
3253	New	93-96	SVR 2251		Flat	LH	6 3/8 X 3 7/8	6 7/8
3254	New	93-96	SVR 2252		Convex	RH	6 3/8 X 3 7/8	6 7/8
3255	New	97-	SVR 2078		Flat	LH	6 9/16 X 3 13/16	6 15/16
3256	New	97-	SVR 2119		Convex	RH	6 5/8 X 3 13/16	7
3257		<i>Justy</i>						
3258	New	87-94	SVR 2249		Flat	LH	6 3/8 X 3 13/16	6 15/16






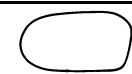

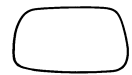









3261	New	SUBARU (cont)	Legacy	87-94	SVR 2250		Convex	RH	6 3/8 X 3 13/16	6 15/16		
3259												
3262												
3263	New	Legacy / Outback		90-94	SVR 2251		Flat	LH	6 3/8 X 3 7/8	6 7/8		
3264	New			90-94	SVR 2252		Convex	RH	6 3/8 X 3 7/8	6 7/8		
3265												
3266	New			95	SVR 2050		Flat	LH	6 9/16 X 3 7/8	6 15/16		
3267	New			95	SVR 2108		Convex	RH	6 5/8 X 3 13/16	6 15/16		
3268	New			96-99	SVR 2182		Flat	LH	6 X 3 3/4	6 5/16		
3269	New			96-99	SVR 2183		Convex	RH	6 X 3 3/4	6 5/16		
3270	New			00-	SVR 2050		Flat	LH	6 9/16 X 3 7/8	6 15/16		
3271	New	00-	SVR 2108		Convex	RH	6 5/8 X 3 13/16	6 15/16				
3272		SVX										
3273	New			92-97	SVR 2254		Convex	RH	6 13/16 X 3 11/16	7 1/16		
3274												
3275		SUZUKI										
3276			Esteem									
3277	New			95-02	SVR 2052		Flat	LH	6 1/2 X 3 5/8	6 9/16		
3278	New			95-02	SVR 2111		Convex	RH	6 1/2 X 3 5/8	6 5/8		
3279			Grand Vitara									
3280	New			99-	SVR 2066		Flat	LH	7 1/4 X 5 3/8	7 3/4		
3281	New		Coming Soon!	99-	SVR 2066 S		Flat (Spot)	LH	7 1/4 X 5 3/8	7 3/4		
3282	New			99-	SVR 2101		Convex	RH	7 5/16 X 5 3/8	7 3/4		

3283	New	Coming Soon!	99-	SVR 2101 S		Convex (Spot)	RH	7 5/16 X 5 3/8	7 3/4
3284		<i>Grand Vitara XL7</i>							
3285	New		01-	SVR 2066		Flat	LH	7 1/4 X 5 3/8	7 3/4
3286	New	Coming Soon!	01-	SVR 2066 S		Flat (Spot)	LH	7 1/4 X 5 3/8	7 3/4
3287	New		01-	SVR 2101		Convex	RH	7 5/16 X 5 3/8	7 3/4
3288	New	Coming Soon!	01-	SVR 2101 S		Convex (Spot)	RH	7 5/16 X 5 3/8	7 3/4
3289		<i>Samurai</i>							
3290	New		86-95	SVR 1415		Flat	L&R	7 1/8 X 5 1/4	8 1/8
3291	New		86-95	SVR 1416		Convex	RH	7 1/8 X 5 1/4	8 1/8
3292		<i>Sidekick</i>							
3293	New		89-98	SVR 2472		Flat	LH	7 X 4 7/8	7 7/8
3275		<i>SUZUKI (cont)</i>							
3292		<i>Sidekick</i>							
3294	N/A		89-98	SVR 2471		Convex	RH	7 X 4 7/8	7 7/8
3295		<i>Swift</i>							
3296	New		95-02	SVR 2082		Flat	LH	6 3/8 X 3 13/16	6 13/16
3297	N/A		95-02	SVR 2124		Convex	RH	7 X 3 7/8	7 3/8
3298		<i>Vitara</i>							
3299			99-	SVR 1119		Flat	LH	7 1/8 X 5 1/4	8 1/8
3300		Coming Soon!	99-	SVR 1119 S		Flat (Spot)	LH	7 1/8 X 5 1/4	8 1/8
3301			99-	SVR 1037		Convex	RH	7 3/8 X 5 3/8	8






3302	Coming Soon!	99-	SVR 1037 S		Convex (Spot)	RH	7 3/8 X 5 3/8	8	
3303		X-90							
3304		96-98	SVR 2239		Flat	LH	6 3/4 X 4 3/8	6 1/2	
3305		96-98	SVR 2240		Convex	RH	6 15/16 X 4 1/2	6 5/8	
3306									
3307	TOYOTA								
3308		<i>Avalon</i>							
3309		95-99	SVR 2006		Flat	LH	6 7/8 X 3 7/8	7 3/16	
3310		95-99	SVR 2018		Convex	RH	6 15/16 X 3 7/8	7 1/4	
3311	***	95-99	SVR 2069		Convex	RH	7 X 3 15/16	7 3/8	
3312	New	00-	SVR 2071		Flat	LH	6 13/16 X 4 5/8	7 5/16	
3313	New	00-	SVR 2104		Convex	RH	6 7/8 X 4 5/8	7 5/16	
3314		<i>Camry</i>							
3315		83-86	SVR 2013		Flat	LH	6 1/2 X 3 7/16	7 1/8	
3316		83-86	SVR 2044		Convex	RH	6 7/16 X 3 3/8	7 1/16	
3317		87-91	SVR 2020		Flat	LH	6 X 3 1/2	6 5/8	
3318		87-91	SVR 2001		Convex	RH	6 1/8 X 3 9/16	6 5/8	
3319		87-91	SVR 2484		Flat	LH	6 3/8 X 3 5/8	6 11/16	
3320		87-91	SVR 2488		Convex	RH	6 1/2 X 3 5/8	6 5/8	
3321		92-01 (Japan)	SVR 2034		Flat	LH	7 X 3 15/16	7 3/8	
3322		92-01 (Japan)	SVR 2491		Convex	RH	7 1/16 X 4 1/16	7 1/4	
3323		92-01 (USA)	SVR 2006		Flat	LH	6 7/8 X 3 7/8	7 3/16	

3324		92-01 (USA)	SVR 2018		Convex	RH	6 15/16 X 3 7/8	7 1/4
3326	TOYOTA (cont)							
3314								
3325	***	92-01 (USA)	SVR 2069		Convex	RH	7 X 3 15/16	7 3/8
3327								
3328		70-81	SVR 2007		Flat	LH	6 3/16 X 3 1/4	7 3/8
3329	New	82-85	SVR 2228		Flat	LH	5 7/8 X 3 7/16	6 9/16
3330	New	82-85	SVR 2229		Convex	RH	5 7/8 X 3 7/16	6 9/16
3331	New	86-89	SVR 2237		Flat	LH	6 3/4 X 3 9/16	7 5/16
3332	New	90-93	SVR 2269		Flat	LH	6 3/4 X 3 7/8	7 1/8
3333	New	90-93	SVR 2270		Convex	RH	6 3/4 X 3 7/8	7 1/8
3334	New	94-99	SVR 2186		Flat	LH	6 5/8 X 3 7/16	7 7/8
3335	New	94-99	SVR 2187		Convex	RH	6 5/8 X 3 7/16	7 7/8
3336	New	00-	SVR 2088		Flat	LH	6 7/8 X 3 15/16	6 15/16
3337	New	00-	SVR 2129		Convex	RH	6 7/8 X 3 15/16	6 15/16
3338								
3339		82-86	SVR 2228		Flat	LH	5 7/8 X 3 7/16	6 9/16
3340	New	82-86	SVR 2229		Convex	RH	5 7/8 X 3 7/16	6 9/16
3341								
3342		75-79	SVR 2215		Flat	LH	5 3/8 X 3 9/16	5 1/2
3343		80-87	SVR 2007		Flat	LH	6 3/16 X 3 1/4	7 3/8
3344		80-87	SVR 2025		Flat	LH	6 X 3 5/8	7 1/8











3345		80-87	SVR 1085		Convex	RH	6 1/16 X 3 3/4	7
3346		80-87	SVR 2228		Flat	LH	5 7/8 X 3 7/16	6 9/16
3347		80-87	SVR 2229		Convex	RH	5 7/8 X 3 7/16	6 9/16
3348		88-92	SVR 2024		Flat	LH	6 1/2 X 3 3/4	6 5/8
3349		88-92	SVR 1084		Convex	RH	6 9/16 X 3 11/16	6 11/16
3350		93-97	SVR 2298		Flat	LH	6 3/4 X 3 1/2	6 13/16
3351		93-97	SVR 2299		Convex	RH	6 3/4 X 3 1/2	6 13/16
3352		98-02	SVR 2009		Flat	LH	6 7/8 X 3 3/4	6 3/4
3353		98-02	SVR 2019		Convex	RH	7 X 3 7/8	6 3/4
3354		<i>Corolla FX</i>						
3355		87-88	SVR 2404		Flat	LH	6 5/16 X 3 9/16	7
3358	TOYOTA (cont)							
3356		<i>Corona</i>						
3357		75-79	SVR 2215		Flat	LH	5 3/8 X 3 9/16	5 1/2
3359		<i>Cressida</i>						
3360		81-84	SVR 2013		Flat	LH	6 1/2 X 3 7/16	7 1/8
3361		81-84	SVR 2044		Convex	RH	6 7/16 X 3 3/8	7 1/16
3362		<i>Echo</i>						
3363	New	00-	SVR 2087		Flat	LH	6 7/16 X 3 13/16	6 5/8
3364	New	00-	SVR 2128		Convex	RH	6 7/16 X 3 3/4	6 11/16
3365		<i>MR-2</i>						
3366		85-90	SVR 2013		Flat	LH	6 1/2 X 3 7/16	7 1/8
3367		85-90	SVR 2044		Convex	RH	6 7/16 X 3 3/8	7 1/16









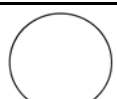




3368		91-95 (Power)	SVR 2272		Convex	RH	6 7/8 X 3 3/8	6 7/8
3369		00-	SVR 2190		Flat	LH	6 1/8 X 3 3/4	6 1/2
3370		00-	SVR 2191		Convex	RH	6 1/8 X 3 3/4	6 1/2
3371		<i>Paseo</i>						
3372	New	92-95	SVR 2273		Flat	LH	6 3/4 X 3 9/16	6 5/8
3373	New	92-95	SVR 2274		Convex	RH	6 3/4 X 3 9/16	6 5/8
3374	New	96-97	SVR 2049		Flat	LH	6 3/4 X 3 1/2	6 1/2
3375	New	96-97	SVR 2092		Convex	RH	6 1/2 X 3 11/16	6 1/2
3376		<i>Prius</i>						
3377	New	01-03	SVR 2194		Flat	LH	6 3/4 X 4	6 13/16
3378	New	01-03	SVR 2195		Convex	RH	6 3/4 X 4	6 13/16
3379		<i>Solara</i>						
3380	New	99-03	SVR 2080		Flat	LH	7 X 3 15/16	7 5/16
3381	New	99-03	SVR 1251		Convex	RH	7 1/8 X 4	7 3/8
3382		<i>Starlet</i>						
3383		81-84	SVR 2013		Flat	LH	6 1/2 X 3 7/16	7 1/8
3384		81-84	SVR 2044		Convex	RH	6 7/16 X 3 3/8	7 1/16
3385		<i>Supra</i>						
3386		93-98	SVR 2353		Flat	LH	6 1/2 X 3 11/16	6 3/4
3387		93-98	SVR 2440		Convex	RH	6 1/2 X 3 3/4	6 3/4
3389		<i>Tercel</i>						
3390		83-84	SVR 2007		Flat	LH	6 3/16 X 3 1/4	7 3/8
3391		83-84	SVR 1085		Convex	RH	6 1/16 X 3 3/4	7









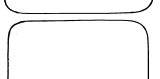
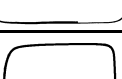






3358 TOYOTA (cont)













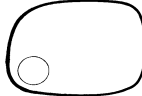


3356		<i>Tercel</i>						
3392			84-90	SVR 2025		Flat	LH 6 X 3 5/8	7 1/8
3393	New		91-99	SVR 2049		Flat	LH 6 3/4 X 3 1/2	6 1/2
3394	N/A		91-99	SVR 2092		Convex	RH 6 1/2 X 3 11/16	6 1/2
3395	New		95-99	SVR 2344		Flat	LH 6 9/16 X 3 13/16	6 5/8
3396	N/A		95-99	SVR 2439		Convex	RH 6 9/16 X 3 5/8	6 1/2















3397
3398 **TOYOTA TRUCKS**
3399

		<i>4 Runner</i>						
3400	New		90-95 (Manual)	SVR 2184		Flat	LH 6 9/16 X 4 7/16	7 5/16
3401	New		90-95 (Manual)	SVR 2185		Convex	RH 6 9/16 X 4 7/16	7 5/16
3402	New		90-95 (Power)	SVR 2040		Flat	LH 6 1/4 X 5 1/2	7 3/8
3403	New	Coming Soon!	90-95 (Power)	SVR 2040 S		Flat (Spot)	LH 6 1/4 X 5 1/2	7 3/8
3404	New		90-95 (Power)	SVR 2093		Convex	RH 6 1/4 X 5 9/16	7 3/8
3405	New	Coming Soon!	90-95 (Power)	SVR 2093 S		Convex (Spot)	RH 6 1/4 X 5 9/16	7 3/8
3406	New		96-99	SVR 2061		Flat	LH 6 3/4 X 6	8 1/8
3407	New	Coming Soon!	96-99	SVR 2061 S		Flat (Spot)	LH 6 3/4 X 6	8 1/8
3408	New		96-99	SVR 2097		Convex	RH 6 13/16 X 6	8 1/8
3409	New	Coming Soon!	96-99	SVR 2097 S		Convex (Spot)	RH 6 13/16 X 6	8 1/8

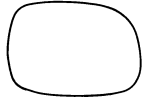














3410	New		00-02	SVR 2076		Flat	LH	6 15/16 X 6	8
3412	New	Coming Soon!	00-02	SVR 2076 S		Flat (Spot)	LH	6 15/16 X 6	8
3413	New		00-02	SVR 1240		Convex	RH	7 X 5 15/16	8
3414	New	Coming Soon!	00-02	SVR 1240 S		Convex (Spot)	RH	7 X 5 15/16	8
3417	New		03-04	SVR 2466		Flat	LH	6 1/2 X 5 5/8	7 1/2
3418	New		03-04	SVR 2467		Convex	RH	6 1/2 X 5 5/8	7 1/2
3416		Highlander							
3417	New		01-04	SVR 2466		Flat	LH	6 1/2 X 5 5/8	7 1/2
3418	New		01-04	SVR 2467		Convex	RH	6 1/2 X 5 5/8	7 1/2
3419		Land Cruiser							
3420	New		69-70	SVR 2362		Flat	L&R	5 3/16 X 5 3/16	5 3/16
3442		TOYOTA TRUCKS (cont)							
3443		Land Cruiser							
3421	New		69-84 (Hardtop)	SVR 2370		Flat	LH	6 15/16 X 5 1/2	7 1/2
3422	New		87-90	SVR 2373		Flat	LH	7 13/16 X 5 5/16	8 3/4
3423	New		87-90	SVR 2426		Convex	RH	7 7/16 X 5 7/16	8 3/8
3424	New		91-97 (Manual)	SVR 2184		Flat	LH	6 9/16 X 4 7/16	7 5/16

















3425	New		91-97 (Manual)	SVR 2185		Convex	RH	6 9/16 X 4 7/16	7 5/16
3426	New		91-97 (Power)	SVR 2188		Flat	LH	6 7/8 X 6 1/4	8 1/8
3427	New		91-97 (Power)	SVR 2189		Convex	RH	6 7/8 X 6 1/4	8 1/8
3428	New		98-	SVR 2074		Flat	LH	6 1/4 X 5 1/2	7 5/8
3429	New	Coming Soon!	98-	SVR 2074 S		Flat (Spot)	LH	6 1/4 X 5 1/2	7 5/8
3430	New		98-	SVR 2107		Convex	RH	6 9/16 X 6 1/4	7 5/8
3431	New	Coming Soon!	98-	SVR 2107 S		Convex (Spot)	RH	6 9/16 X 6 1/4	7 5/8
3432		Pickup							
3433	New		79-83	SVR 1415		Flat	L&R	7 1/8 X 5 1/4	8 1/8
3434	New		79-83	SVR 1416		Convex	RH	7 1/8 X 5 1/4	8 1/8
3435	New		84-95	SVR 2184		Flat	LH	6 9/16 X 4 7/16	7 5/16
3436	New		84-95	SVR 2185		Convex	RH	6 9/16 X 4 7/16	7 5/16
3437	New		84-95	SVR 2192		Flat	L&R	8 X 5 3/16	8 9/16
3438	New		84-95	SVR 2193		Convex	RH	8 X 5 3/16	8 9/16
3439	New		89-95 (w/ vent)	SVR 2046		Flat	LH	6 15/16 X 4 9/16	7 3/8
3440	New	Coming Soon!	89-95 (w/ vent)	SVR 2046 S		Flat (Spot)	LH	6 15/16 X 4 9/16	7 3/8
3441	New		89-95 (w/ vent)	SVR 2090		Convex	RH	6 15/16 X 4 5/8	7 3/8

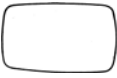

















3444	New	Coming Soon!	89-95 (w/ vent)	SVR 2090 S		Convex (Spot)	RH	6 15/16 X 4 5/8	7 3/8
3445	New		89-95 (w/o vent)	SVR 2048		Flat	LH	6 3/4 X 4 1/2	7 3/16
3442	<i>TOYOTA TRUCKS (cont)</i>								
3443		<i>Pickup</i>							
3446	New	Coming Soon!	89-95 (w/o vent)	SVR 2048 S		Flat (Spot)	LH	6 3/4 X 4 1/2	7 3/16
3447	New		89-95 (w/o vent)	SVR 2091		Convex	RH	6 3/4 X 4 9/16	7 3/16
3448	New	Coming Soon!	89-95 (w/o vent)	SVR 2091 S		Convex (Spot)	RH	6 3/4 X 4 9/16	7 3/16
3449		<i>Previa Van</i>							
3450	New		91-97	SVR 2220		Flat	LH	8 1/4 X 5 1/16	8 9/16
3451	New		91-97	SVR 2221		Convex	RH	8 1/4 X 5 1/16	8 9/16
3452		<i>RAV4</i>							
3453	New		96-00	SVR 2054		Flat	LH	5 15/16 X 4 11/16	6 1/2
3454	New		96-00	SVR 2115		Convex	RH	6 1/8 X 4 3/4	6 9/16
3455	New		01-03	SVR 2473		Flat	LH	7 X 4 7/8	7 1/4
3456	New		01-03	SVR 2474		Convex	RH	7 X 4 7/8	7 1/4
3457		<i>Sequoia</i>							
3458	New		01-	SVR 2065		Flat	LH	8 X 6	8 1/2
3459	New	Coming Soon!	01-	SVR 2065 S		Flat (Spot)	LH	8 X 6	8 1/2
3460	N/A		01-	SVR 2100		Convex	RH	8 X 6 1/16	8 1/2
3461	N/A	Coming Soon!	01-	SVR 2100 S		Convex (Spot)	RH	8 X 6 1/16	8 1/2















3462		<i>Sienna Van</i>						
3463	New		98-03	SVR 2062		Flat	LH 7 1/4 X 4 11/16	8 3/16
3464	New	Coming Soon!	98-03	SVR 2062 S		Flat (Spot)	LH 7 1/4 X 4 11/16	8 3/16
3465	N/A		98-03	SVR 2098		Convex	RH 7 7/16 X 4 15/16	8 1/4
3466	N/A	Coming Soon!	98-03	SVR 2098 S		Convex (Spot)	RH 7 7/16 X 4 15/16	8 1/4
3467		<i>T100 Pickup</i>						
3468	New		93-98 (Power)	SVR 2040		Flat	LH 6 1/4 X 5 1/2	7 3/8
3469	New	Coming Soon!	93-98 (Power)	SVR 2040 S		Flat (Spot)	LH 6 1/4 X 5 1/2	7 3/8
3470	New		93-98 (Power)	SVR 2093		Convex	RH 6 1/4 X 5 9/16	7 3/8
3471	New	Coming Soon!	93-98 (Power)	SVR 2093 S		Convex (Spot)	RH 6 1/4 X 5 9/16	7 3/8
3472	New		93-95 (Manual)	SVR 2041		Flat	LH 6 13/16 X 5 1/2	7 3/4
3475		<i>TOYOTA TRUCKS (cont)</i>						
3476		<i>T100 Pickup</i>						
3473	New	Coming Soon!	93-95 (Manual)	SVR 2041 S		Flat (Spot)	LH 6 13/16 X 5 1/2	7 3/4
3474	New		93-95 (Manual)	SVR 2094		Convex	RH 6 3/4 X 5 9/16	7 11/16
3477	New	Coming Soon!	93-95 (Manual)	SVR 2094 S		Convex (Spot)	RH 6 3/4 X 5 9/16	7 11/16
3478	New		96-98 (Manual)	SVR 2075		Flat	LH 6 3/4 X 5 1/2	7 5/8
3479	New	Coming Soon!	96-98 (Manual)	SVR 2075 S		Flat (Spot)	LH 6 3/4 X 5 1/2	7 5/8

3480	New		96-98 (Manual)	SVR 2107		Convex	RH	6 9/16 X 6 1/4	7 5/8
3481	New	Coming Soon!	96-98 (Manual)	SVR 2107 S		Convex (Spot)	RH	6 9/16 X 6 1/4	7 5/8
3482		<i>Tacoma</i>							
3483	New		95-00 (Manual)	SVR 2059		Flat	LH	7 1/4 X 4 11/16	7 5/8
3484	New	Coming Soon!	95-00 (Manual)	SVR 2059 S		Flat (Spot)	LH	7 1/4 X 4 11/16	7 5/8
3485	New		95-00 (Manual)	SVR 2113		Convex	RH	7 5/16 X 4 11/16	7 11/16
3486	New	Coming Soon!	95-00 (Manual)	SVR 2113 S		Convex (Spot)	RH	7 5/16 X 4 11/16	7 11/16
3487	New		95-99 (Power)	SVR 2060		Flat	LH	7 1/8 X 4 5/8	7 11/16
3488	New	Coming Soon!	95-99 (Power)	SVR 2060 S		Flat (Spot)	LH	7 1/8 X 4 5/8	7 11/16
3489	New		95-99 (Power)	SVR 2114		Convex	RH	7 3/8 X 4 11/16	7 11/16
3490	New	Coming Soon!	95-99 (Power)	SVR 2114 S		Convex (Spot)	RH	7 3/8 X 4 11/16	7 11/16
3491	New		00-03	SVR 2076		Flat	LH	6 15/16 X 6	8
3492	New	Coming Soon!	00-03	SVR 2076 S		Flat (Spot)	LH	6 15/16 X 6	8
3493	New		00-03	SVR 1240		Convex	RH	7 X 5 15/16	8
3494	New	Coming Soon!	00-03	SVR 1240 S		Convex (Spot)	RH	7 X 5 15/16	8
3495		<i>Tundra</i>							
3496	New		00-	SVR 2065		Flat	LH	8 X 6	8 1/2
3497	New	Coming Soon!	00-	SVR 2065 S		Flat (Spot)	LH	8 X 6	8 1/2

3498	N/A		00-	SVR 2100		Convex	RH	8 X 6 1/16	8 1/2
3499	N/A	Coming Soon!	00-	SVR 2100 S		Convex (Spot)	RH	8 X 6 1/16	8 1/2
3500									
3501		VOLKSWAGEN							
3502									
				<i>Beetle</i>					
3503	New		98-00	SVR 2079		Flat	LH	6 1/4 X 3 13/16	7 1/8
3504	N/A		98-00	SVR 2121		Convex	RH	5 1/2 X 4 1/8	6 3/8
3505	New		01-	SVR 2492		Flat	LH	6 1/2 X 4 1/8	7 1/4
3506	N/A		01-	SVR 2493		Convex	RH	6 3/8 X 4 3/16	7 1/4
3507				<i>Cabrio</i>					
3508	New		95-99	SVR 2202		Flat	LH	6 1/2 X 3 3/4	7
3509	N/A		95-99	SVR 2203		Convex	RH	6 1/2 X 3 3/4	7
3510	New		99-02	SVR 2200		Flat	LH	6 3/4 X 4 15/16	7 5/16
3511	N/A		99-02	SVR 2201		Convex	RH	6 3/4 X 4 15/16	7 5/16
3512				<i>Cabriolet</i>					
3513	New		80-93	SVR 2230		Flat	L&R	5 3/8 X 3 5/16	5 3/4
3514	N/A		80-93	SVR 2429		Convex	RH	5 1/2 X 3 7/16	5 13/16
3515				<i>Corrado G60</i>					
3516	New		90-95	SVR 2282		Flat	LH	5 15/16 X 3 5/8	6 1/4
3517	N/A		90-95	SVR 2283		Convex	RH	5 15/16 X 3 5/8	6 1/4
3518				<i>Eurovan</i>					
3519	New		92-04	SVR 2204		Flat	LH	7 11/16 X 6 1/8	9

3520	N/A	Fox	92-04	SVR 2205		Convex	RH	5 7/8 X 7 5/8	8 13/16
3521									
3522	New	Golf	87-93	SVR 2231		Flat	LH	6 9/16 X 3 5/8	7 1/8
3523	N/A			87-93	SVR 2232		Convex	RH	6 9/16 X 3 5/8
3524		Golf							
3525	New			85-92	SVR 2482		Flat	LH	6 1/16 X 3 7/16
3526	N/A	Golf	85-92	SVR 2483		Convex	RH	6 1/16 X 3 7/16	6 7/16
3527	New			93-98	SVR 2202		Flat	LH	6 1/2 X 3 3/4
3528	N/A	Golf	93-98	SVR 2203		Convex	RH	6 1/2 X 3 3/4	7
3529	New			99-	SVR 2200		Flat	LH	6 3/4 X 4 15/16
3530	N/A	Golf III	99-	SVR 2201		Convex	RH	6 3/4 X 4 15/16	7 5/16
3531									
3532	New	Golf III	93-98	SVR 2202		Flat	LH	6 1/2 X 3 3/4	7
3533	N/A			93-98	SVR 2203		Convex	RH	6 1/2 X 3 3/4
3539	VOLKSWAGEN (cont)								
3534		GTI							
3535	New	GTI	93-98	SVR 2202		Flat	LH	6 1/2 X 3 3/4	7
3536	N/A			93-98	SVR 2203		Convex	RH	6 1/2 X 3 3/4
3537	New	GTI	99-	SVR 2200		Flat	LH	6 3/4 X 4 15/16	7 5/16
3538	N/A			99-	SVR 2201		Convex	RH	6 3/4 X 4 15/16
3540		Jetta							
3541	New	Jetta	80-84	SVR 2230		Flat	L&R	5 3/8 X 3 5/16	5 3/4

3542	N/A	80-84	SVR 2429		Convex	RH	5 1/2 X 3 7/16	5 13/16
3543	New	85-92	SVR 2482		Flat	LH	6 1/16 X 3 7/16	6 7/16
3544	N/A	85-92	SVR 2483		Convex	RH	6 1/16 X 3 7/16	6 7/16
3545	New	93-99	SVR 2202		Flat	LH	6 1/2 X 3 3/4	7
3546	N/A	93-99	SVR 2203		Convex	RH	6 1/2 X 3 3/4	7
3547	New	99-	SVR 2200		Flat	LH	6 3/4 X 4 15/16	7 5/16
3548	N/A	99-	SVR 2201		Convex	RH	6 3/4 X 4 15/16	7 5/16
3549		<i>Jetta III</i>						
3550	New	93-99	SVR 2202		Flat	LH	6 1/2 X 3 3/4	7
3551	N/A	93-99	SVR 2203		Convex	RH	6 1/2 X 3 3/4	7
3552		<i>Passat</i>						
3553	New	90-97	SVR 2284		Flat	LH	7 X 4	7 5/16
3554	New	90-97	SVR 2285		Convex	RH	7 X 4	7 5/16
3555	New	98-01	SVR 2200		Flat	LH	6 3/4 X 4 15/16	7 5/16
3556	N/A	98-01	SVR 2206		Convex	RH	4 13/16 X 3 15/16	5 3/4
3557	New	01-	SVR 2200		Flat	LH	6 3/4 X 4 15/16	7 5/16
3558	New	01-	SVR 2201		Convex	RH	6 3/4 X 4 15/16	7 5/16
3559		<i>Pickup</i>						
3560	New	80-83	SVR 2230		Flat	L&R	5 3/8 X 3 5/16	5 3/4
3561	New	80-83	SVR 2429		Convex	RH	5 1/2 X 3 7/16	5 13/16
3562		<i>Quantum</i>						
3563	New	82-88	SVR 2231		Flat	LH	6 9/16 X 3 5/8	7 1/8

3564	New		82-88	SVR 2232		Convex	RH	6 9/16 X 3 5/8	7 1/8
3565		Rabbit							
3566	New		79-84	SVR 2222		Flat	L&R	5 1/4 X 3 1/4	5 1/2
3567	New		79-84	SVR 2230		Flat	L&R	5 3/8 X 3 5/16	5 3/4
3539		VOLKSWAGEN (cont)							
3534		Rabbit							
3568	N/A		79-84	SVR 2429		Convex	RH	5 1/2 X 3 7/16	5 13/16
3569		Scirocco							
3570	New		82-88	SVR 2231		Flat	LH	6 9/16 X 3 5/8	7 1/8
3571	New		82-88	SVR 2232		Convex	RH	6 9/16 X 3 5/8	7 1/8
3572		Vanagon							
3573	New		80-92	SVR 2216		Flat	L&R	7 7/16 X 5 5/16	8 1/2
3574									
3575		VOLVO							
3576		240							
3577	New		86-91	SVR 2420		Flat	LH	6 7/8 X 3 7/8	7 1/4
3578	New		86-91	SVR 2421		Convex	RH	6 7/8 X 3 7/8	7 1/4
3579	New		92-93	SVR 2414		Flat	LH	6 3/4 X 3 3/4	7 3/16
3580	N/A		92-93	SVR 2415		Convex	RH	6 3/4 X 3 3/4	7 3/16
3581		740 / 760							
3582	New		83-87	SVR 2420		Flat	LH	6 7/8 X 3 7/8	7 1/4
3583		850							
3584	New		93-97	SVR 2412		Flat	LH	6 5/8 X 3 15/16	7 1/8
3585	N/A		93-97	SVR 2413		Convex	RH	6 5/8 X 3 15/16	7 1/8
3586		940							

